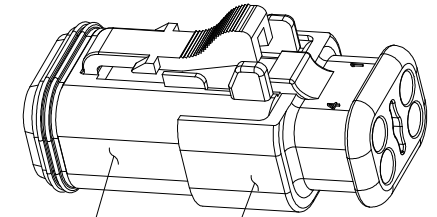
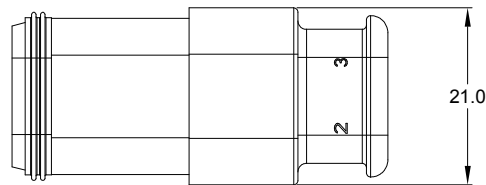
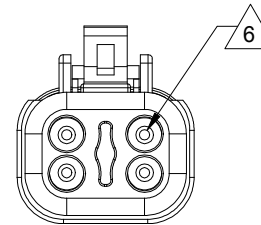
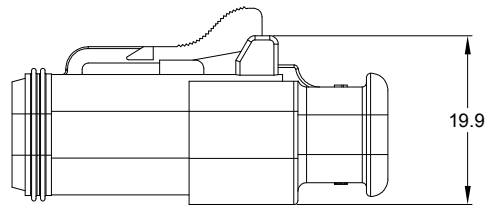
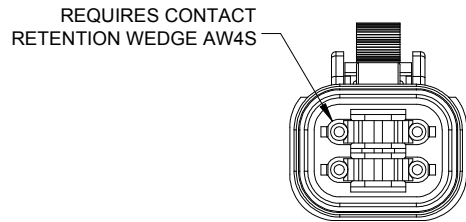
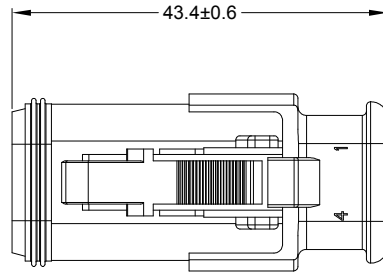


| REVISIONS |        |                        |         |       |       |
|-----------|--------|------------------------|---------|-------|-------|
| REV       | ECO    | DESCRIPTION            | DATE    | BY    | APPR  |
| A3        | -      | RELEASE NEW DWG FORMAT | 11DEC13 | DRP   |       |
| A4        | C0540S | UPDATE DIMENSIONS      | 05JUL16 | JONY  | TOMMY |
| A5        | -      | ADD COLOR OPTION       | 23NOV20 | LOUIE | TOMMY |



REFER TO PART NUMBER CHART FOR AVAILABLE CONNECTOR COLORS

NOTES: UNLESS OTHERWISE SPECIFIED

- MATERIAL:  
HOUSING: THERMOPLASTIC  
SEAL: SILICONE RUBBER
- MODIFICATIONS: STRAIN RELIEF END CAP
- SPECIFICATIONS:
  - CURRENT RATING: 13 AMPS
  - OPERATING TEMPERATURE: -55°C TO +125°C
  - DIELECTRIC WITHSTANDING VOLTAGE: LESS THAN 2 MILLIAMPS CURRENT LEAKAGE @ 1500 VOLTS AC.
  - INSULATION RESISTANCE: 1000 MEGOHMS MIN @ 25°C.
  - MOISTURE RESISTANCE:  
IP68(1M OF WATER FOR A PERIOD OF 24 HOURS, MATED CONDITION)  
IP69K(MATED CONDITION)
  - MATING CYCLE DURABILITY: 100 CYCLES
  - RoHS COMPLIANT
- MATING PART: AT04-4P\* RECEPTACLE  
(\* = MODIFICATIONS AND COLORS)
- ALL DIMENSIONS ARE FOR REFERENCE USE ONLY.

6 CONTACT SIZE AND REAR SEAL WIRE RANGE:

| CONTACT SIZE | MIN. INSUL O.D.      | MAX. INSUL O.D.      | TYPICAL WIRE RANGE                       |
|--------------|----------------------|----------------------|------------------------------------------|
| 16           | 2.24 mm<br>(.088 in) | 3.68 mm<br>(.145 in) | 14 - 20 AWG<br>(2.0-0.5mm <sup>2</sup> ) |

| PART NUMBER CHART |                 |
|-------------------|-----------------|
| COLOR             | PART NUMBER     |
| GREY              | AT06-4S-SR01GRY |
| BLACK             | AT06-4S-SR01BLK |
| BLUE              | AT06-4S-SR01BLU |
| BROWN             | AT06-4S-SR01BRN |
| GREEN             | AT06-4S-SR01GRN |
| RED               | AT06-4S-SR01RED |
| WHITE             | AT06-4S-SR01WHT |
| YELLOW            | AT06-4S-SR01YEL |
| ORANGE            | AT06-4S-SR01ORG |

| SEE PART NUMBER CHART                                                                                                                                                                                                                                                    |  | PART NUMBER                                                                                                                                                                                                                                                                 |  | DESCRIPTION                                                                                                                                    |  | ITEM                             |
|--------------------------------------------------------------------------------------------------------------------------------------------------------------------------------------------------------------------------------------------------------------------------|--|-----------------------------------------------------------------------------------------------------------------------------------------------------------------------------------------------------------------------------------------------------------------------------|--|------------------------------------------------------------------------------------------------------------------------------------------------|--|----------------------------------|
| <p><b>QUANTITY</b>      <b>MATERIALS LIST</b></p>                                                                                                                                                                                                                        |  |                                                                                                                                                                                                                                                                             |  |                                                                                                                                                |  |                                  |
| <p><b>UNLESS OTHERWISE SPECIFIED</b><br/>           1) All dimensions are in metric (mm).<br/>           2) Tolerances are as follows:<br/>           1 PL DEC ±0.30<br/>           2 PL DEC ±0.18<br/>           3 PL DEC ±0.08<br/>           3) Note reference = </p> |  | <p><b>SIGNATURES</b>      <b>DATE</b></p> <p>DRAWN: LOUIE      23NOV20</p> <p>CHECKED: ORION      25NOV20</p> <p>ENGINEER:</p> <p>APPROVAL: TOMMY      27NOV20</p> <p>CUSTOMER:</p>                                                                                         |  | <p><b>Amphenol</b></p> <p>Sine Systems - www.amphenol-sine.com<br/>           44724 Morley Drive<br/>           Clinton Township, MI 48036</p> |  |                                  |
| <p>MATERIAL SPECIFICATIONS:</p> <p>PROCESS SPECIFICATIONS:</p> <p>NEXT ASSY:</p>                                                                                                                                                                                         |  | <p>THIS DRAWING IS SUPPLIED FOR INFORMATION ONLY. DESIGN FEATURES, SPECIFICATIONS AND PERFORMANCE DATA SHOWN HEREON ARE THE PROPERTY OF THE AMPHENOL CORPORATION. NO RIGHTS OF REPRODUCTION ARE IMPLIED. ALL DIMENSIONS ARE SUBJECT TO NORMAL MANUFACTURING VARIATIONS.</p> |  | <p>PLUG, 4 SOCKET, AT SERIES, STRAIN RELIEF END CAP</p>                                                                                        |  | <p>REVISION</p> <p><b>A5</b></p> |
| <p>SCALE: NONE</p>                                                                                                                                                                                                                                                       |  | <p>SIZE      TYPE      DWG NO:</p> <p><b>B C-</b>      <b>AT06-4S-SR01XXX</b></p>                                                                                                                                                                                           |  | <p>SHEET 1 OF 1</p>                                                                                                                            |  |                                  |

TITLE: PLUG, 4 SOCKET, AT SERIES, STRAIN RELIEF END CAP  
 DWG NO: AT06-4S-SR01XXX  
 REV: A5  
 SH: 1  
 OF: 1