


Revision:	Date:	Description:	Prepared:	Notes:	TENSILITY
A	10/1/2020	Preliminary	Verified:	RoHS compliant	
			Dimensions are in millimeters. Tolerances: X: ± 0.5 mm X.X: ± 0.2 mm X.XX: ± 0.2 mm	Function test: no open, no short circuit, no intermittent	tel 1.541.323.3228 800 877.670.7118 fax 1.541.323.4202 web tensility.com
				Description: Connector, dc jack 5.5x2.1 mm, PCB mount, 180°, silver plated, LCP, board cut thru hole	Size: Part number: A 54-00255
					Scale: 3:1  Sheet 1 of 2

Ratings

Maximum operating voltage: 48 V
Maximum operating current: 7.5 A (not mated under load)

Operating Temperature Range

-40 ~ 130 °C, relative humidity of 85% or less

Materials

- ① Insulator: LCP, black, UL94 V-0
- ② Spring contact: C5191 phosphor bronze, silver plated
- ③ Switch contact: C3604 brass, silver plated
- ④ Pin: zinc alloy, nickel plated
- ⑤ Shell: C3604 brass, nickel plated
- ⑥ Front plate: SUS301
- ⑦ Pin holder: LCP, UL94 V-0

Electrical Requirements

Dielectric strength: 1 min @ 500 Vac
Insulation resistance: 100 M Ω @ 250 Vdc
Contact resistance: 30 m Ω or less

Mechanical Requirements

Insertion force: 0.5-3 kgf
Withdrawal force: 0.5-3 kgf
Life cycle: 5000 mating cycles while maintaining 30% initial values. withdrawal force and less than 100 m Ω contact resistance.

Soldering

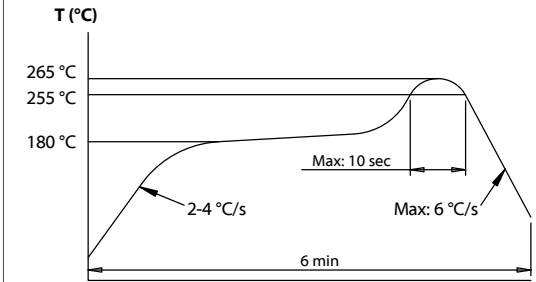
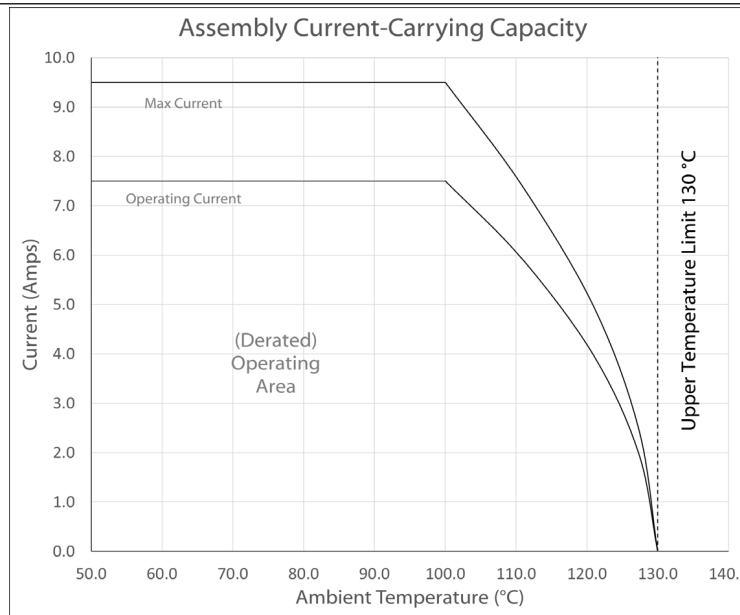
Solderability: 90% minimum coverage when terminals dipped 2mm in 260 \pm 5 °C solder bath for 3 \pm 0.5 seconds
Solder bath durability: no deformation when immersed in 265 \pm 5 °C up to surface of the board 1.6 mm for 10 seconds or less
Solder iron durability: no deformation when exposed to 350 \pm 10 °C for 5 \pm 0.5 seconds

Environmental Requirements

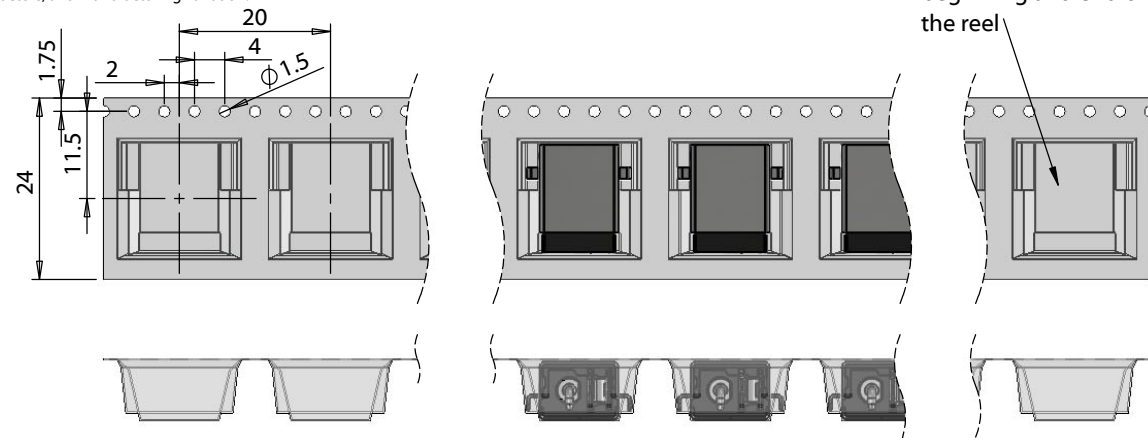
Cold test: -40 \pm 2 °C for 48 hours without deformation
Heat test: 85 °C for 48 hours without deformation
Humidity test: 40 °C, relative humidity 90-95% for 48 hours without deformation
Salt spray test: 35 °C, relative humidity 90-95%, 5% NaCl mist for 24 hrs. Wash parts after test. Maintain mechanical requirements and a contact resistance of less than 80 m Ω .

Packaging

400 pieces/ reel
12 reels/ box



Testing based on IEC 60512-5-2. Max current curve generated with isolated test article under controlled environmental conditions, and does not take into account external factors such as housings, mating cables, or other circuitry. Operating current curve (derated by 20% of maximum values) accounts for external factors, and manufacturing variation.



Revision:	Date:	Description:
A	10/1/2020	Preliminary

Prepared:	Notes:
	RoHS compliant
Verified:	Function test: no open, no short circuit, no intermittent
	Description:
	Connector, dc jack 5.5x2.1 mm, PCB mount, 180°, silver plated, LCP, board cut thru hole

TENSILITY

tel 1.541.323.3228 800 877.670.7118
fax 1.541.323.4202 web tensility.com

Size: Part number:
A 54-00255

Scale: 1:1



Sheet 2 of 2