

10 9 8 7 6 5 4 3 2 1

F

E

D

C

B

A

F

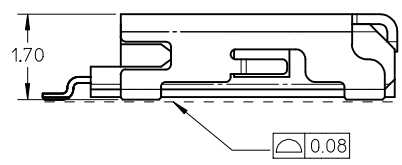
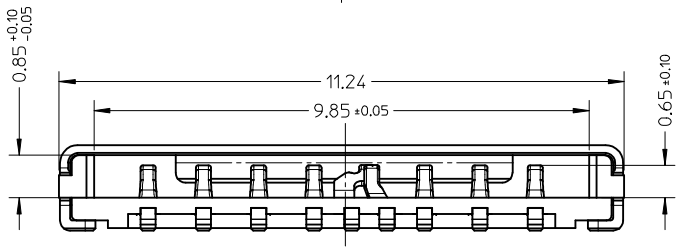

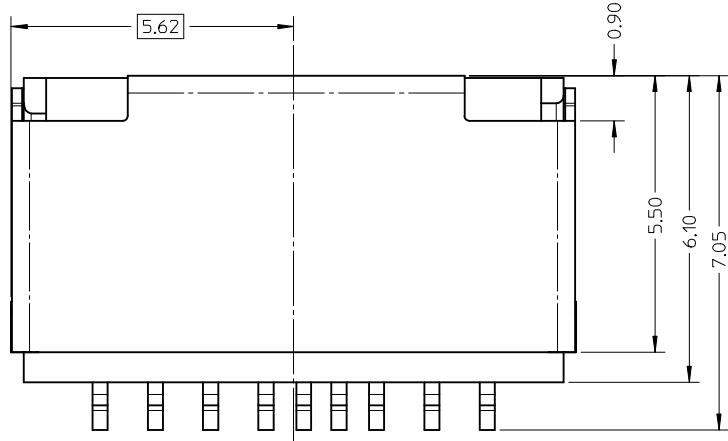
E

D

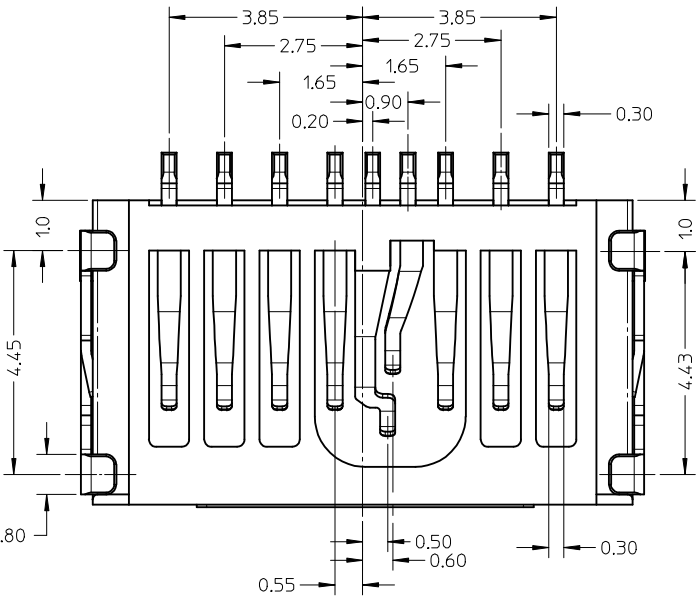
C

B

A



FOR ALL THE SOLDER TERMINATIONS

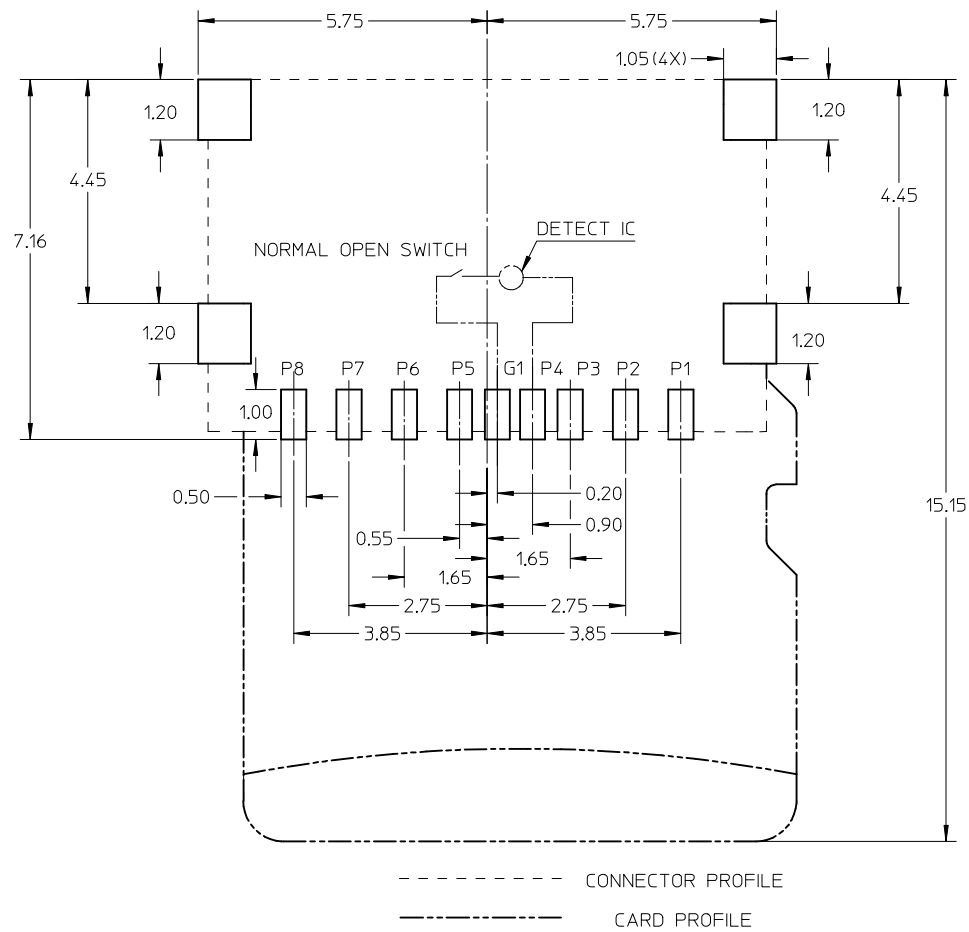


NOTE:

- 1 MATERIAL:
  - 1-1 HOUSING : HIGH TEMPERATURE THERMOPLASTIC, UL 94V-0, BLACK
  - 1-2 SIGNAL TERMINAL AND DETECT TERMINAL : PHOSPHOR BRONZE, THICKNESS: 0.12MM.
  - 1-3 METAL SHELL : STAINLESS STEEL, THICKNESS: 0.2MM.
- 2 FINISH:
  - 2-1 SIGNAL TERMINAL : 1.25-6.25 MICRON NICKEL UNDER-PLATED, 0.75-1.25 MICRON GOLD PLATING ON CONTACT AREA, GOLD FLASH PLATED ON SOLDER AREA
  - 2-2 METAL SHELL : 1.25 MICRON MIN. NICKEL PLATING OVER ALL, GOLD FLASH PLATED ON SOLDER AREA
  - 2-3 DETECT PIN : 1.25-6.25 MICRON NICKEL UNDER-PLATED, 0.75-1.25 MICRON GOLD PLATED ON CONTACT AREA, GOLD FLASH PLATED ON SOLDER AREA
- 3 PRODUCT SPECIFICATION: PS-105027-001.
- 4 PACKAGE SPECIFICATION: PK-105027-001.
- 5 COMPLIANT TO RoHS DIRECTIVE 2002/95/EC AND ELV 2000/53/EC.

RELEASE EC NO: SH2010-0295 DRWN: JLU39 CHKD: WFDENG APPR: WFDENG 2010/01/18 2009/06/15 2010/02/22	QUALITY SYMBOLS $\nabla_A = 0$ $\nabla_C = 0$ $\nabla_B = 0$	GENERAL TOLERANCES (UNLESS SPECIFIED)		DIMENSION STYLE MM ONLY		SCALE 10:1	DESIGN UNITS METRIC	THIRD ANGLE PROJECTION	
			mm	INCH	DRAWN BY	DATE	TITLE		
		4 PLACES	± ---	± ---	LIULEI	2009/06/15	1.70H TFR HEADER W/DETECT PIN(VDD)		
		3 PLACES	± ---	± ---	CHECKED BY	DATE			
			2 PLACES	± 0.15	± ---	WFDENG	2009/06/15		
			1 PLACE	± 0.20	± ---	APPROVED BY	DATE		
			ANGULAR ± 1 °			WFDENG	2010/02/11		
			DRAFT WHERE APPLICABLE MUST REMAIN WITHIN DIMENSIONS			MATERIAL NO.	DOCUMENT NO.	SHEET NO.	
					SIZE	THIS DRAWING CONTAINS INFORMATION THAT IS PROPRIETARY TO MOLEX INCORPORATED AND SHOULD NOT BE USED WITHOUT WRITTEN PERMISSION			
					A3	1050278001	SD-105027-801	1 OF 2	

9 8 7 6 5 4 3 2 1



P8	DAT1
P7	DAT0
P6	VSS
P5	CLK
G1	SWITCH
P4	VDD
P3	CMD
P2	CD/DAT3
P1	DAT2
PIN NUMBER	PIN NUMBER

SEE SHEET1 EC NO: SH2010-0295 DRWN: JLIU39 CHKD: WFDENG APPR: WFDENG	QUALITY SYMBOLS $F_A=0$ $F_G=0$ $F_P=0$	GENERAL TOLERANCES (UNLESS SPECIFIED) mm INCH 4 PLACES ± --- ± --- 3 PLACES ± --- ± --- 2 PLACES ± 0.15 ± --- 1 PLACE ± 0.20 ± --- ANGULAR ± 1°	DIMENSION STYLE MM ONLY DRAWN BY: LIULEI DATE: 2009/06/15 CHECKED BY: WFDENG DATE: 2009/06/15 APPROVED BY: WFDENG DATE: 2010/02/11	SCALE 5:1 DESIGN UNITS METRIC THIRD ANGLE PROJECTION	TITLE 1.70H TFR HEADER W/DETECT PIN(VDD)
	DRAFT WHERE APPLICABLE MUST REMAIN WITHIN DIMENSIONS		MATERIAL NO. 1050278001	DOCUMENT NO. SD-105027-801	SHEET NO. 2 OF 2
	THIS DRAWING CONTAINS INFORMATION THAT IS PROPRIETARY TO MOLEX INCORPORATED AND SHOULD NOT BE USED WITHOUT WRITTEN PERMISSION				
	MOLEX INCORPORATED				