

EMILY

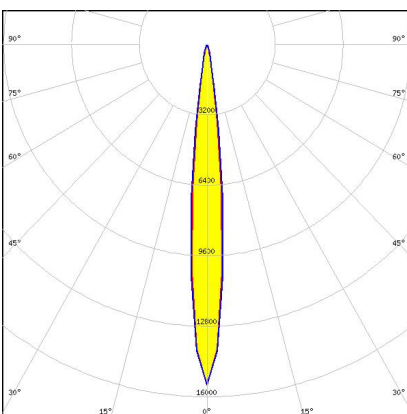
Ø26 mm easily sealable TIR-lenses for up to 5050 size LED packages

EMILY is a family of TIR-lenses designed to be easily sealed with a conformal coating. Available with two-sided adhesive tape or without tape for a glue option.



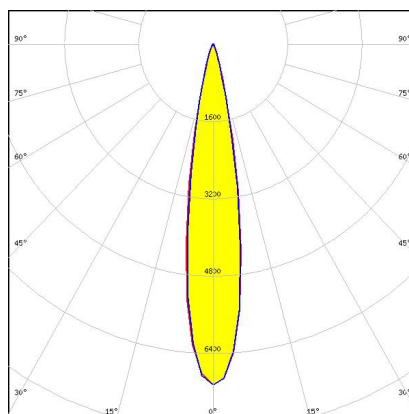
PRODUCTS:

CA11387_EMILY-SS



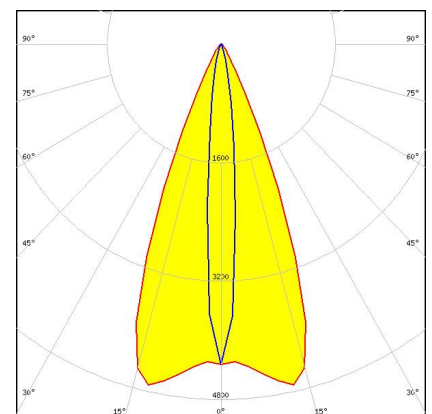
Dimensions: 26.0 mm x 26.0 mm
Height: 14.82 mm
~11° smooth spot beam. 14.82 mm high lens.

CA11388_EMILY-M



Dimensions: 26.0 mm x 26.0 mm
Height: 14.85 mm
~20° medium beam. 14.85 mm high lens.

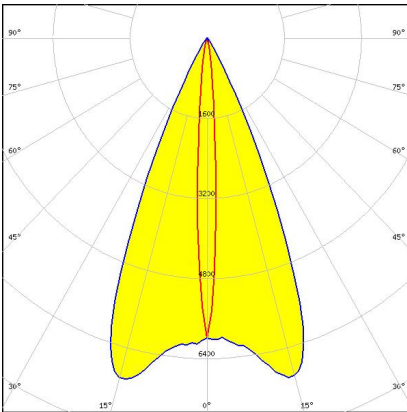
CA11389_EMILY-O



Dimensions: 26.0 mm x 26.0 mm
Height: 14.97 mm
~45° x 10° oval beam. 14.97 mm high lens.

PRODUCTS:

CA11390_EMILY-O-90

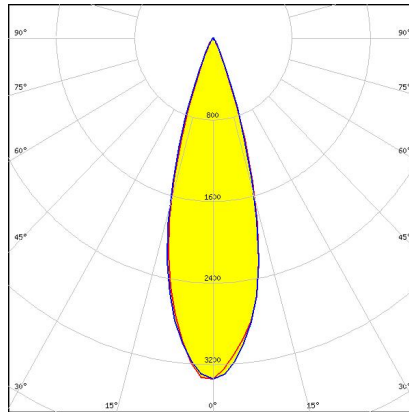


Dimensions: 26.0 mm x 26.0 mm

Height: 14.97 mm

~10° x 45° oval beam. 14.97 mm high lens. Variant with beam direction rotated 90°.

CA11391_EMILY-M2

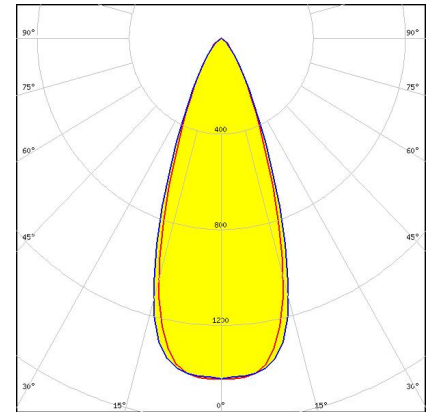


Dimensions: 26.0 mm x 26.0 mm

Height: 14.88 mm

~30° medium beam. 14.88 mm high lens.

CA11934_EMILY-W

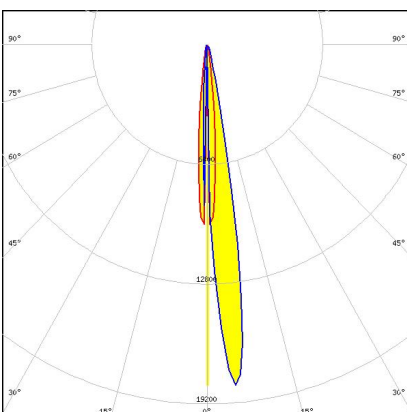


Dimensions: 26.0 mm x 26.0 mm

Height: 14.74 mm

~40° wide beam 14.74 mm high lens.

CA11998_EMILY-SS-WAS

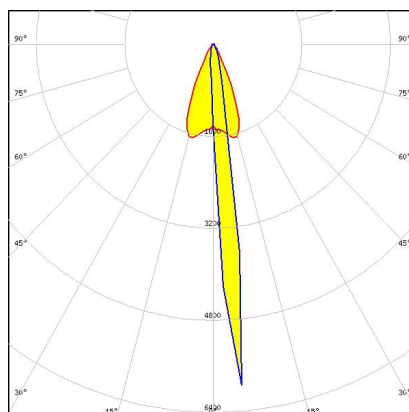


Dimensions: 26.0 mm x 26.0 mm

Height: 14.83 mm

~8° beam for wall-washing. 14.83 mm high lens.

CA12000_EMILY-O-WAS

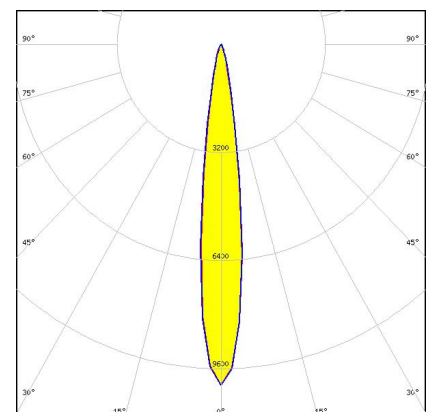


Dimensions: 26.0 mm x 26.0 mm

Height: 14.95 mm

~45° x 10° oval beam for wall washing. 14.95 mm high lens.

CA12062_EMILY-D



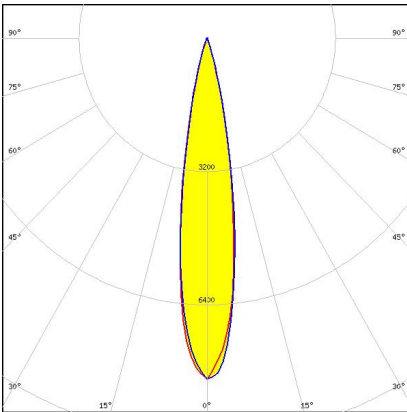
Dimensions: 26.0 mm x 26.0 mm

Height: 14.74 mm

~11° diffused spot beam. 14.74 mm high lens.

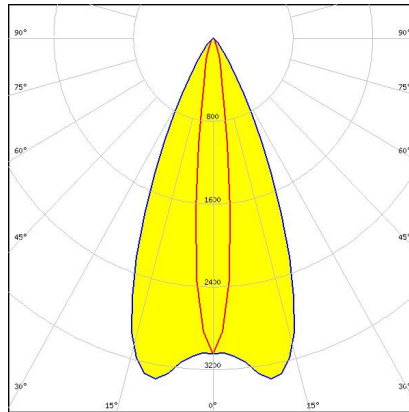
PRODUCTS:

CA12064_EMILY-M



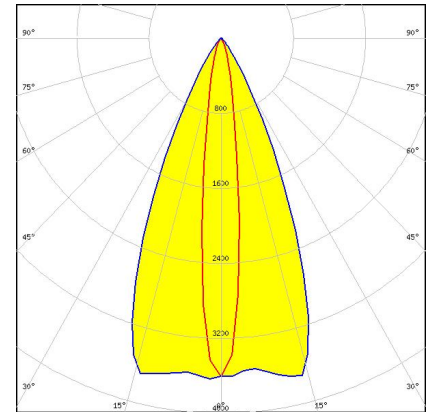
Dimensions: 26.0 mm x 26.0 mm
Height: 14.85 mm
~20° medium beam. 14.85 mm high lens.

CA12066_EMILY-O



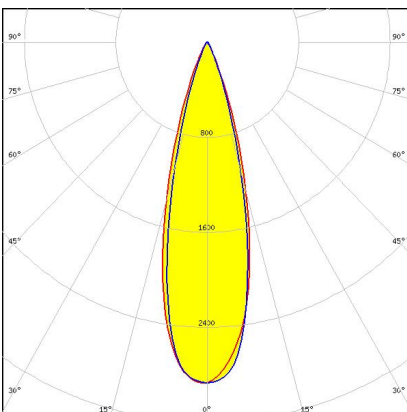
Dimensions: 26.0 mm x 26.0 mm
Height: 14.96 mm
~45° x 10° oval beam. 14.96 mm high lens.

CA12068_EMILY-O-90



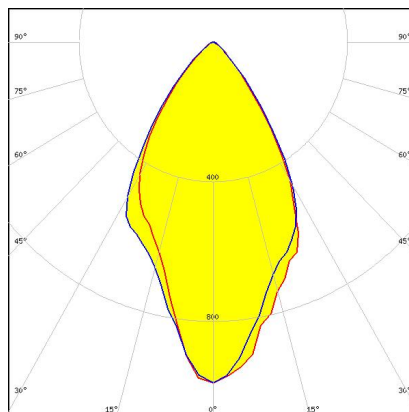
Dimensions: 26.0 mm x 26.0 mm
Height: 14.97 mm
~10° x 45° oval beam. 14.97 mm high lens. Variant with beam direction rotated 90°.

CA12070_EMILY-M2



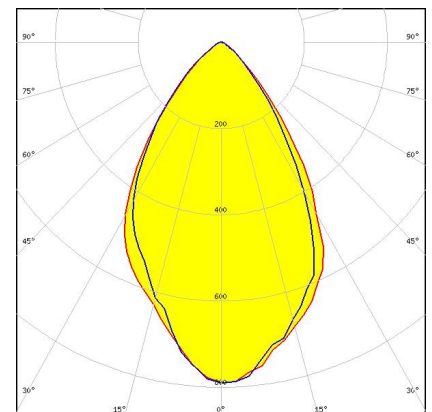
Dimensions: 26.0 mm x 26.0 mm
Height: 14.88 mm
~30° medium beam. 14.88 mm high lens.

CA12589_EMILY-WWW



Dimensions: 26.0 mm x 26.0 mm
Height: 13.43 mm
~60° wide beam. 13.43 mm high lens.

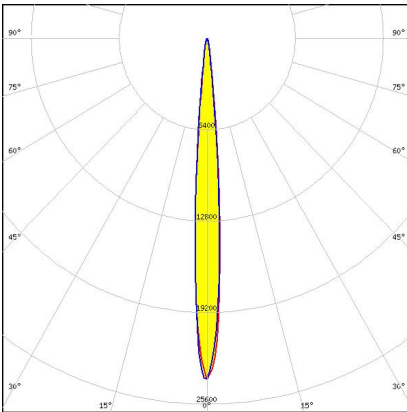
CA13498_EMILY-WWW



Dimensions: 26.0 mm x 26.0 mm
Height: 13.43 mm
~60° wide beam. 13.43 mm high lens. Modified version to fit CREE XM-L LEDs.

PRODUCTS:

CA13546_EMILY-RS

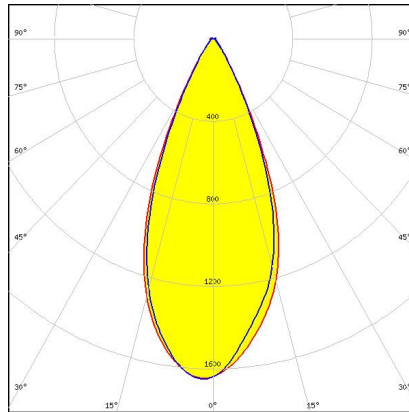


Dimensions: 26.0 mm x 26.0 mm

Height: 14.74 mm

~8° spot beam. 14.74 mm high lens.

CA15359_EMILY-WW



Dimensions: 26.0 mm x 26.0 mm

Height: 14.74 mm

~45° wide beam. 14.74 mm high lens.

GENERAL INFORMATION:

NOTE: The typical beam angle will be changed by different color, chip size and chip position tolerance. The typical total beam angle is the full angle measured where the luminous intensity is half of the peak value.

MATERIALS:

As part of our continuous research and improvement processes, and to ensure the best possible quality and availability of our products, LEDiL reserves the right to change material grades without notice.

PRODUCT DATA USER AGREEMENT AND DISCLAIMER:

The measured data in the provided downloadable LEDiL Product Datasheets and Mechanical 2D-Drawings is rounded and provided as reference for planning. LEDiL Oy's optical specifications have been verified by conducting performance testing of the products in accordance with the company's quality system. The reported data are averaged results of multiple measurements with typical variation. LEDiL Oy reserves the right to without prior notification make changes and improvements to its products.

LEDiL Oy assumes neither warranty, nor guarantee nor any other liability of any kind for the contents and correctness of the provided data. The provided data has been generated with highest diligence but the provided data may in reality not represent the complete possible variation range of all intrinsic parameters. Therefore, in certain cases a deviation from the provided data could occur.

LEDiL Oy reserves the right to undertake technical changes of its products without further notification which could lead to changes in the provided data. LEDiL Oy assumes no liability of any kind for the possible deviation from any provided data or any other damage resulting from the usage of the provided data.

The user agrees to this disclaimer and user agreement with the download or usage of the provided files.

LEDiL Oy

Joensuunkatu 13
FI-24240 SALO
Finland

LEDiL Inc.

228 West Page Street
Suite D
Sycamore IL 60178
USA

Local sales and technical support

[www.ledil.com/
where_to_buy](http://www.ledil.com/where_to_buy)

Shipping locations

Salo, Finland
Hong Kong, China

Distribution Partners

[www.ledil.com/
where_to_buy](http://www.ledil.com/where_to_buy)