

Contact insert module - HC-M-02-AT-M-10 - 1417389

Please be informed that the data shown in this PDF Document is generated from our Online Catalog. Please find the complete data in the user's documentation. Our General Terms of Use for Downloads are valid (<http://phoenixcontact.com/download>)



Contact insert module, number of positions: 2, power contacts: 2, control contacts: 0, Pin, Axial screw connection, 1000 V, 40 A, 2.5 mm² ... 10 mm², application: Power



Key Commercial Data

Packing unit	2 pc
Minimum order quantity	2 pc
GTIN	
GTIN	4055626112695

Technical data

Dimensions

Height	34.7 mm
Width	34.2 mm
Length	14.6 mm

Electrical characteristics

Rated voltage (III/3)	1000 V
Rated current	40 A
Rated surge voltage	8 kV
Connection profile	2

Ambient conditions

Ambient temperature (operation)	-40 °C ... 125 °C
---------------------------------	-------------------

Mechanical characteristics

Conductor cross section	2.5 mm ² ... 10 mm ² (The cross section specification refers to the geometric cross section of the cable used)
Connection cross section AWG	12 ... 10
Stripping length of the individual wire	5 mm +1 (2.5 mm ² ... 4 mm ²)
	8 mm +1 (4 mm ²)

Contact insert module - HC-M-02-AT-M-10 - 1417389

Technical data

Mechanical characteristics

	11 mm +1 (10 mm ²)
Tightening torque	1.5 Nm (2.5 mm ² ... 4 mm ²)
	2 Nm (6 -8 mm ²)
Contact diameter	4 mm
Insertion/withdrawal cycles	≥ 500

General

Note	For HEAVYCON HC-B6 to B48 housing, snap-in module frame required, axial connection for 2 mm Allen key
	The axial screw connection must be established using a 2 mm Allen key (for stranded conductors only)
	Connectors may be operated only when there is no load/voltage.
Series	HC-M-02
Color	light gray
Number of module slots	1
Connection method	Axial screw connection
Connection in acc. with standard	IEC / EN
Flammability rating according to UL 94	V0
Degree of pollution	3
Overvoltage category	III
Assembly instructions	To ensure correct use, installation in housing with IP54 protection or better is required
Connection	<p>Note regarding axial connection technology: Only for stranded wires. The specified conductor cross sections refer to the geometric cross section of the cable used. Cables with a geometric cross section which deviates significantly from the nominal cable cross section must be checked before use. The axial connection technology connection space is designed for fine strand cables according to VDE 0295 Class 5. Deviating cable structures (e.g., Class 6 cables) must be checked before use.</p> <p>Assembly instructions Before assembly, ensure that the tapered screw is fully loosened (chamber is open). Cables must not be twisted. The wires must be pushed into the contact chamber as far as they will go (until the insulation touches the contact). Hold the wires in position and tighten using an Allen key. The used wire end must be cut off before reconnection. The terminal screw must only be retightened once to prevent the litz wires from breaking. To prevent damage to the contact, the wire/cable must be mechanically held at an appropriate distance from the connection point (e.g., when used in a plate cut out). For notes on correct execution, see DIN VDE 0100-520:2003-06. Unused connections must be tightened with maximum torque.</p>

Material data

Contact material	Copper alloy
Contact surface material	Ag
Contact carrier material	PC

Standards and Regulations

Flammability rating according to UL 94	V0
--	----

Contact insert module - HC-M-02-AT-M-10 - 1417389

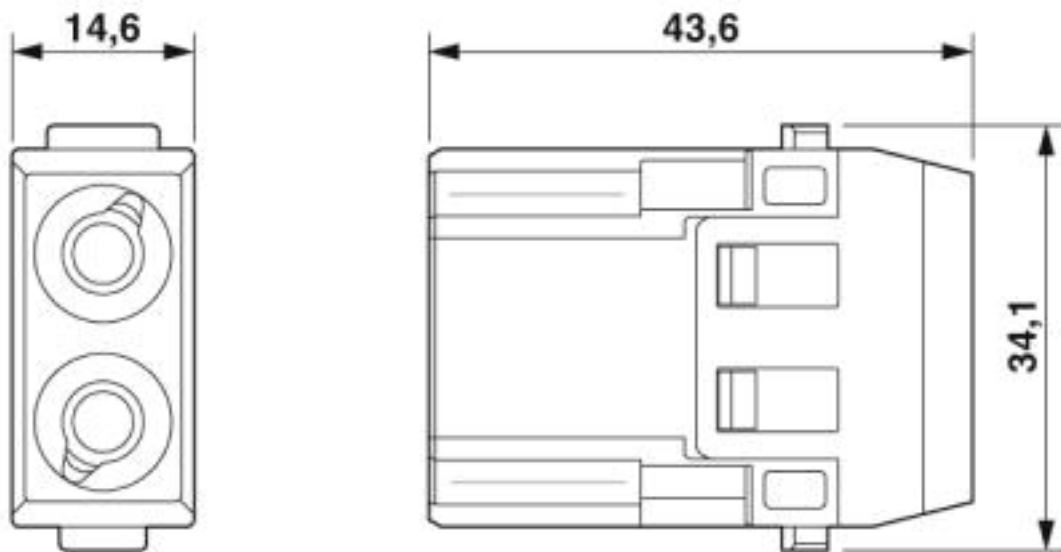
Technical data

Environmental Product Compliance

REACH SVHC	Lead 7439-92-1
China RoHS	Environmentally Friendly Use Period = 50
	For details about hazardous substances go to tab "Downloads", Category "Manufacturer's declaration"

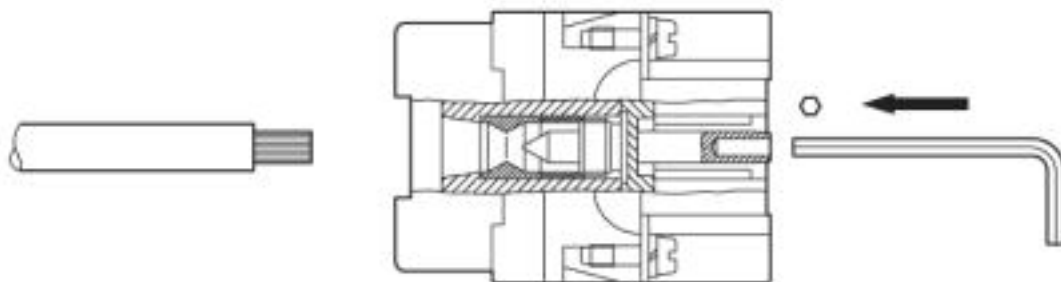
Drawings

Dimensional drawing



Male insert

Schematic diagram



Axial connection (2 mm Allen key)

Approvals

Approvals

Contact insert module - HC-M-02-AT-M-10 - 1417389


Approvals


Approvals

CSA / UL Recognized / EAC

Ex Approvals

Approval details

CSA		http://www.csagroup.org/services-industries/product-listing/	13631
Nominal voltage UN		600 V	
Nominal current IN		45 A	
mm ² /AWG/kcmil		8	

UL Recognized		http://database.ul.com/cgi-bin/XYV/template/LISEXT/1FRAME/index.htm	E118976
Nominal voltage UN		600 V	
Nominal current IN		55 A	
mm ² /AWG/kcmil		8	

EAC		RU C- DE.AI30.B.01102
-----	---	--------------------------

Phoenix Contact 2019 © - all rights reserved
<http://www.phoenixcontact.com>

PHOENIX CONTACT GmbH & Co. KG
Flachsmarktstr. 8
32825 Blomberg
Germany
Tel. +49 5235 300
Fax +49 5235 3 41200
<http://www.phoenixcontact.com>