



Main

Range of Product	Logic/motion controller - Modicon M262
Product or Component Type	Motion controller
[Us] rated supply voltage	24 V DC - 15...20 %
Discrete I/O number	8
Upstream connectivity	IIoT-ready machine to cloud Connected machine to plant

Complementary

Supply voltage limits	20.4...28.8 V DC
PLC Power Consumption	82 W
Inrush current	40 A
Overvoltage protection	With
Discrete input number	4, discrete input fast input IEC 61131-2 Type 1
Discrete input voltage	24 V
Discrete input voltage type	DC
Discrete input logic	Sink
Voltage state 1 guaranteed	≥ 15 V DC
Voltage state 0 guaranteed	≤ 5 V DC
Discrete input current	7.5 mA fast input
Input impedance	2.81 kOhm input
Response time	≤ 1 μ s turn-on, I0...I3 fast input ≤ 1 μ s turn-off, I0...I3 fast input ≤ 1 μ s turn-on, Q0...Q3 fast output ≤ 1 μ s turn-off, Q0...Q3 fast output
Configurable filtering time	0.001 ms fast input 0.002 ms fast input 0.005 ms fast input 0.01 ms fast input 0.05 ms fast input 0.1 ms fast input 0.5 ms fast input 1 ms fast input 4 ms fast input 12 ms fast input
Discrete output number	4 transistor fast output
Discrete output voltage	24 V DC
Discrete output current	0.5 A fast output Q0...Q3)
Discrete output type	Transistor
Discrete output logic	Source
Output voltage limits	30 V DC
Maximum current per output common	0.5 A Q0...Q3 fast output
Maximum output frequency	300 kHz
Accuracy	+/- 0.1 % 0.02...0.1 kHz fast output +/- 1 % 0.1...1 kHz fast output
Maximum leakage current	10 μ A output
Maximum tungsten load	<1.5 W

The information provided in this documentation contains general descriptions and/or technical characteristics of the performance of the products contained herein. This documentation is not intended as a substitute for and is not to be used for determining suitability or reliability of these products for specific user applications. It is the duty of any such user or integrator to perform the appropriate and complete risk analysis, evaluation and testing of the products with respect to the relevant specific application or use thereof. Neither Schneider Electric Industries SAS nor any of its affiliates or subsidiaries shall be responsible or liable for misuse of the information contained herein.

Protection type	Short-circuit and overload protection with automatic reset Reverse polarity protection Short-circuit protection
Reset time	200 ms automatic reset fast output
Maximum number of I/O expansion module	7TM3 IO module (local I/O-Architecture) 7TM3 IO module (remote I/O-Architecture) 64TM3, TM5 or TM7 IO island (distributed I/O-Architecture)
Execution time for 1 KInstruction	0.005 ms
Memory capacity	32 MB program RAM 32 MB OS/website RAM 192 MB system memory RAM
Data backed up	1 GB built-in flash memory backup of user programs
Data storage equipment	<= 32 GB SDHC card optional)
Backup time	1000 h 77 °F (25 °C)
Application structure	8 event tasks 4 cyclic master tasks 3 cyclic master tasks + 1 freewheeling task 8 external event tasks
Realtime clock	With
Clock drift	<= 10 s/month 77 °F (25 °C)
Cycle time	0.5 ms
Positioning functions	Libraries axes coordinated Libraries axes synchronous Sercos 3 motion bus
Integrated connection type	Ethernet/Sercos 1 RJ45 10/100BASE-T Ethernet 2 2 RJ45 100/1000BASE-T Serial link RJ45 RS232/RS485 1 encoder female SUB-D 15 RS422/SSI Smart Communication Bus TM3 IO bus USB type mini B
Transmission rate	115 kbit/s 49.21 ft (15 m) RS485 115 kbit/s 9.84 ft (3 m) RS232 480 Mbit/s 9.84 ft (3 m) USB 10/100 Mbit/s Ethernet1 10/100/1000 Mbit/s Ethernet2
Communication port protocol	EtherNet/IP adapter EtherNet/IP scanner Modbus TCP client/server Modbus TCP IO scanner Modbus TCP NVL Ethernet RSTP Modbus SL client/server Modbus SL IO scanner Modbus SL modem management Machine Expert ASCII manager ASCII modem management Sercos III master
Maximum Number of Connected Devices	EtherNet/IP <64 Modbus TCP <64 Modbus TCP/EtherNet/IP <96
Communication Service	MQTTs OPC UA server (Encrypt) HTTPs Methods (API) Web server Web visu TLS 1.2 TLS 1.3 SNTP NTP client/server FTP client/server FTP's server SQL client (remote access) DHCP client DHCP server DNS client POP3s client SMTP client SNMP client/server

Local signalling	For PWR 1 LED (green/red) For RUN 1 LED (green/red) For ERROR (fault) 1 LED (green/red) For stop forced 1 LED (green/red) For I/O error (I/O) 1 LED (green/red) For SD card activity 1 LED (green/orange) For SL activity 1 LED (green/orange) For ETH1 state 1 LED (green/red) For ETH2 state 1 LED (green/red) For EIP MS 1 LED (green/red) For EIP NS 1 LED (green/red) For Sercos 1 LED (green/red)
Electrical connection	Removable spring terminal block for inputs and outputs Removable spring terminal block for connecting the 24 V DC power supply
Product compatibility	External encoder 5/24 V DC no encoder power supply
Maximum cable distance between devices	Shielded cable <9.84 ft (3 m) fast input Shielded cable <9.84 ft (3 m) fast output Unshielded cable <164.04 ft (50 m) input Unshielded cable <164.04 ft (50 m) output Shielded cable <98.43 ft (30 m) RS485 link Shielded cable <49.21 ft (15 m) RS232
Insulation	Between fast input and internal logic 550 V AC Non-insulated between inputs Between fast output and internal logic 550 V AC Non-insulated between outputs Between input and output 550 V AC Between supply and internal logic 550 V AC Non-insulated between supply and ground
Encoder type	Incremental encoder
Surge withstand	1 KV power lines (DC) common mode EN/IEC 61000-4-5 1 KV shielded cable common mode EN/IEC 61000-4-5 0.5 KV relay output differential mode EN/IEC 61000-4-5 1 KV input common mode EN/IEC 61000-4-5 1 kV transistor output common mode EN/IEC 61000-4-5
Mounting support	Top hat type TH35-15 rail IEC 60715 Top hat type TH35-7.5 rail IEC 60715 Plate or panel with fixing kit
Height	3.94 in (100 mm)
Depth	3.54 in (90 mm)
Width	4.92 in (125 mm)
Net Weight	1.48 lb(US) (0.67 kg)

Environment

Standards	UL 61010-1 UL 61010-2-201 CSA C22.2 No 61010-1 CSA C22.2 No 61010-2-201 CSA C22.2 No 213 ANSI/ISA 12-12-01 EN 61131-2
Product Certifications	CE CULus CULus HazLoc Class I Division 2 CSA 22-2 No 213 RCM EAC Achilles KC
Resistance to electrostatic discharge	4 KV on contact EN/IEC 61000-4-2 8 kV on air EN/IEC 61000-4-2
Resistance to electromagnetic fields	9.14 V/m (10 V/m) 80 MHz...1 GHz EN/IEC 61000-4-3 2.74 V/m (3 V/m) 1.4 GHz...2 GHz EN/IEC 61000-4-3 0.91 V/m (1 V/m) 2 GHz...3 GHz EN/IEC 61000-4-3
Resistance to fast transients	2 KV EN/IEC 61000-4-4 power lines) 1 KV EN/IEC 61000-4-4 Ethernet line) 1 KV EN/IEC 61000-4-4 serial link) 1 KV EN/IEC 61000-4-4 input) 1 kV EN/IEC 61000-4-4 transistor output)
Resistance to conducted disturbances	10 V 0.15...80 MHz EN/IEC 61000-4-4 3 V 0.1...80 MHz 10 V spot frequency (2, 3, 4, 6.2, 8.2, 12.6, 16.5, 18.8, 22, 25 MHz)

Electromagnetic emission	Conducted emissions 120...69 dB μ V/m QP power lines)10...150 kHz EN/IEC 55011 Conducted emissions 63 dB μ V/m QP power lines)1.5...30 MHz EN/IEC 55011 Radiated emissions 40 dB μ V/m30...230 kHz EN/IEC 55011 Conducted emissions 79...63 dB μ V/m QP power lines)150...1500 kHz EN/IEC 55011 Radiated emissions230...1000 MHz EN/IEC 55011
Immunity to microbreaks	0.01 ms
Ambient air temperature for operation	-4...140 °F (-20...60 °C) horizontal installation) -4...122 °F (-20...50 °C) vertical installation) -4...113 °F (-20...45 °C) flat mounting)
Ambient Air Temperature for Storage	-40...185 °F (-40...85 °C)
Relative humidity	10...95 %, without condensation in operation) 10...95 %, without condensation in storage)
IP degree of protection	IP20
Pollution degree	2
Operating altitude	0...6561.68 ft (0...2000 m)
Storage altitude	0.00...9842.52 ft (0...3000 m)
Vibration resistance	3.5 mm 2...8.4 Hz symmetrical rail 1 gn 8.4...200 Hz symmetrical rail 3.5 mm 2...8.4 Hz panel mounting 1 gn 8.4...200 Hz panel mounting
Shock resistance	15 gn 11 ms

Ordering and shipping details

Category	22534 - MODICON M262
Discount Schedule	MSX
GTIN	3606489604202
Nbr. of units in pkg.	1
Package weight(Lbs)	29.98 oz (850 g)
Returnability	Yes
Country of origin	ID

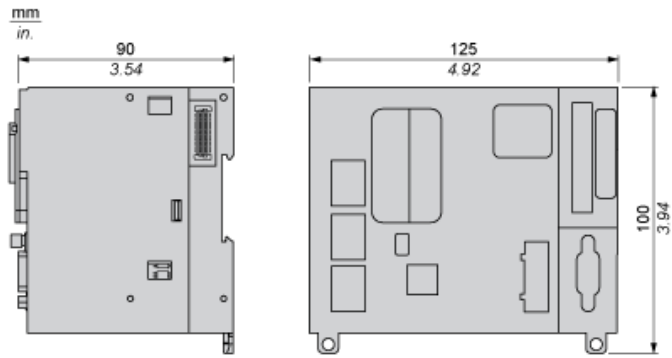
Packing Units

Unit Type of Package 1	PCE
Package 1 Height	5.43 in (13.8 cm)
Package 1 width	7.20 in (18.3 cm)
Package 1 Length	5.16 in (13.1 cm)

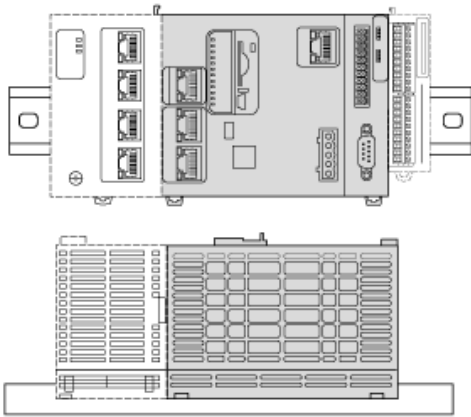
Offer Sustainability

Sustainable offer status	Green Premium product
California proposition 65	WARNING: This product can expose you to chemicals including: Lead and lead compounds, which is known to the State of California to cause cancer and birth defects or other reproductive harm. For more information go to www.P65Warnings.ca.gov
REACH Regulation	REACH Declaration
EU RoHS Directive	Pro-active compliance (Product out of EU RoHS legal scope) EU RoHS Declaration
Mercury free	Yes
RoHS exemption information	Yes
China RoHS Regulation	China RoHS Declaration
Environmental Disclosure	Product Environmental Profile
Circularity Profile	End Of Life Information
WEEE	The product must be disposed on European Union markets following specific waste collection and never end up in rubbish bins.
PVC free	Yes

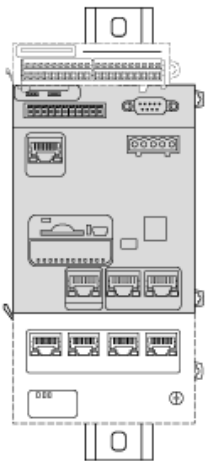
Side and Front Views



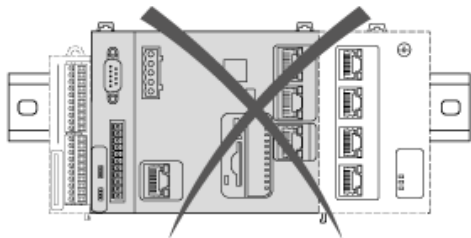
Correct Mounting Position

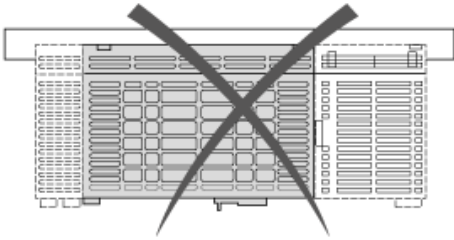
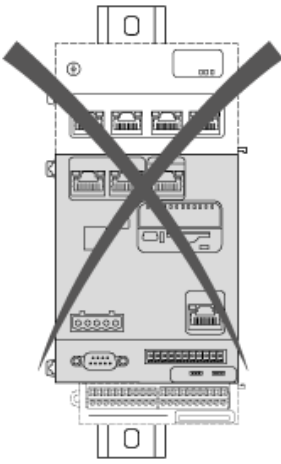


Acceptable Mounting Position

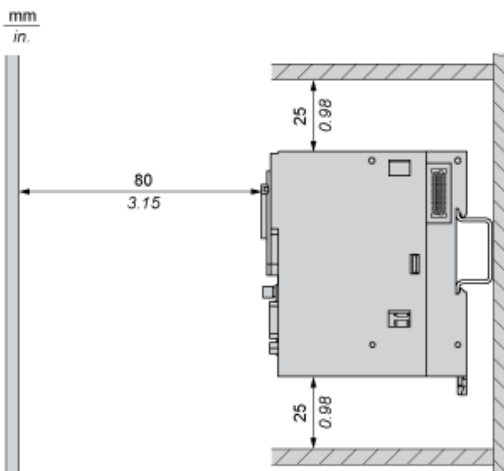
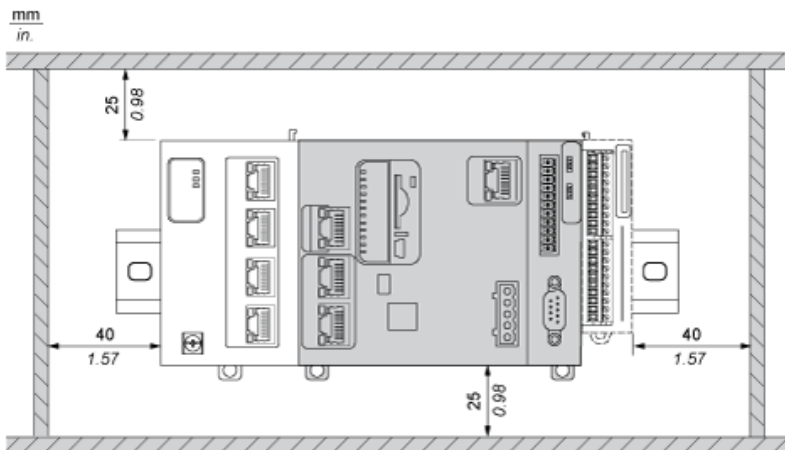


Incorrect Mounting Positions

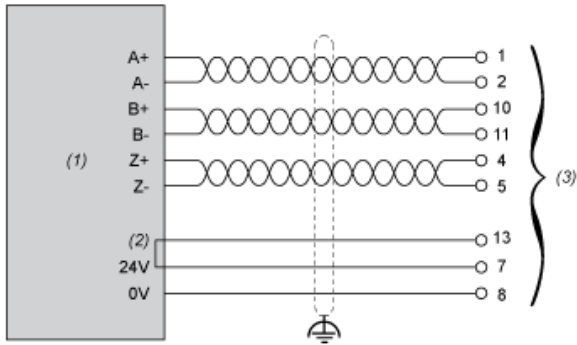




Minimum Clearances

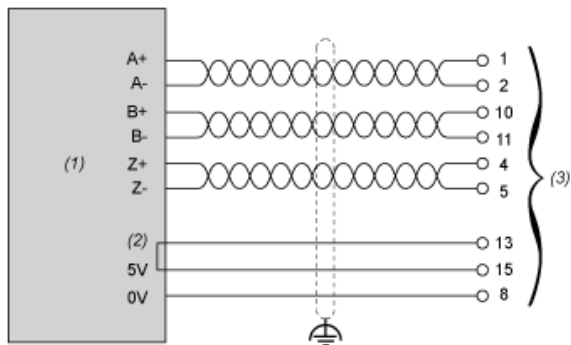


Encoder RS422 / 24 VDC



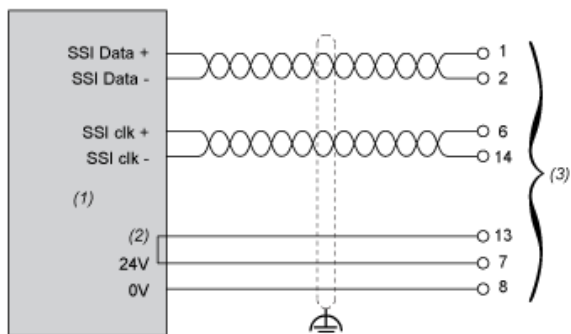
- (1) Encoder
- (2) Return Option
- (3) Encoder Sub-D

Encoder RS422 / 5 VDC or Push Pull



- (1) Encoder
- (2) Return Option
- (3) Encoder Sub-D

Encoder SSI



- (1) Encoder
- (2) Return Option
- (3) Encoder Sub-D