

HIGHBAY

Standardized modular product family designed for industrial lighting, but also suitable for wide range of other applications

HIGHBAY lenses are designed for DLC compliant high bay applications where the mounting height of the lighting fixtures is usually over ten meters. There are different lenses for different lighting situations and mounting heights; generally, the wider the beam the lower the luminaire can be mounted. LEDiL provides a wide assortment of high bay lenses in different shapes with a modular structure enabling wide compatibility and easy modification of luminaires. High bay lenses can also be used in other applications, such as indoor architectural and general lighting.

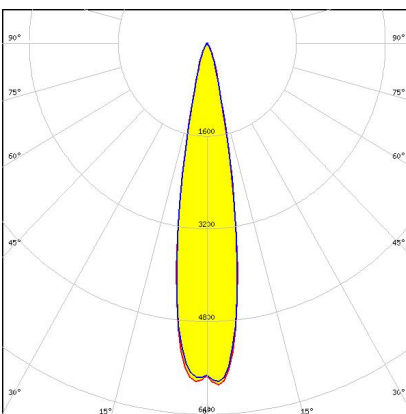
HB-2X2

50 x 50 mm 2X2 arrays for up to 5050 size LED packages



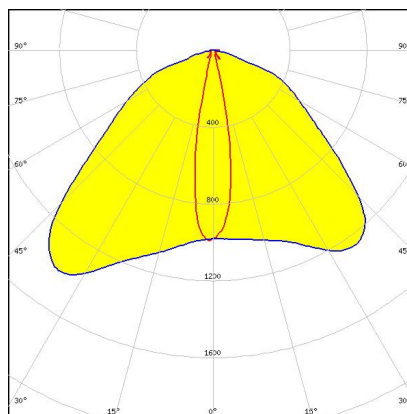
PRODUCTS:

C14541_HB-2X2-RS



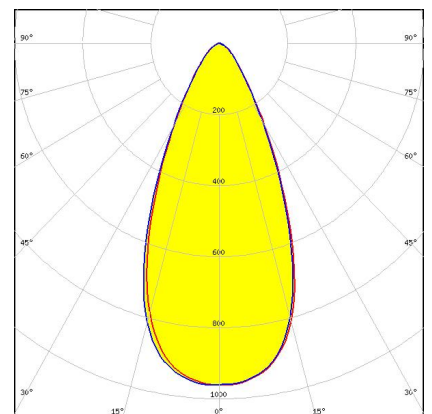
Dimensions: 50.0 mm x 50.0 mm
Height: 10.00 mm
 ~10° spot beam

C16044_HB-2X2-O-PC



Dimensions: 50.0 mm x 50.0 mm
Height: 10.60 mm
 ~20° + 115° oval beam for aisle lighting

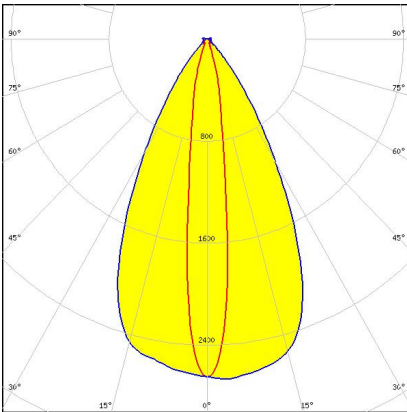
C14406_HB-2X2-W-PC



Dimensions: 50.0 mm x 50.0 mm
Height: 8.50 mm
 ~50° wide beam. Variant made from PC.

PRODUCTS:

C15925_HB-2X2-ON

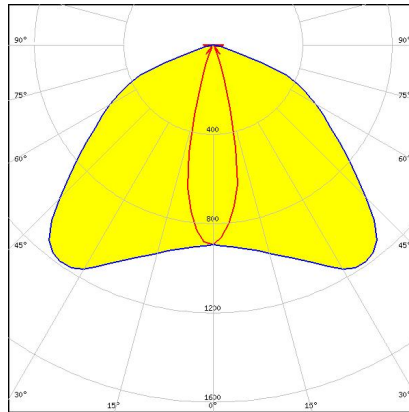


Dimensions: 50.0 mm x 50.0 mm

Height: 10.00 mm

~15° + 50° oval beam

C13749_HB-2X2-O

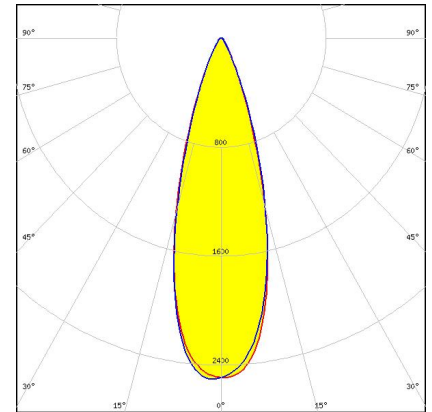


Dimensions: 50.0 mm x 50.0 mm

Height: 10.60 mm

~20° + 115° oval beam for aisle lighting

C14990_HB-2X2-M-PC

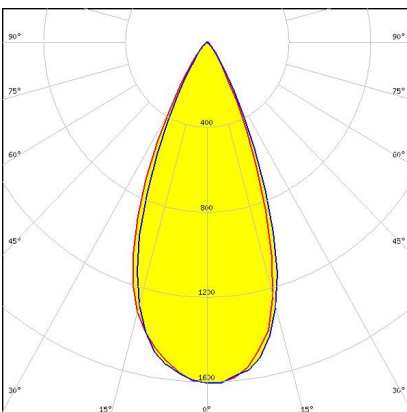


Dimensions: 50.0 mm x 50.0 mm

Height: 8.50 mm

~25° medium beam. Variant made from PC.

C13605_HB-2X2-RW

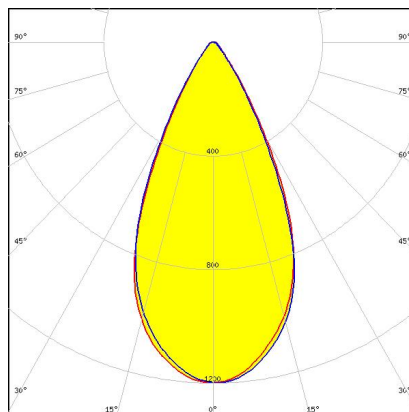


Dimensions: 50.0 mm x 50.0 mm

Height: 8.50 mm

~50° wide beam

C14928_HB-2X2-RW-PC

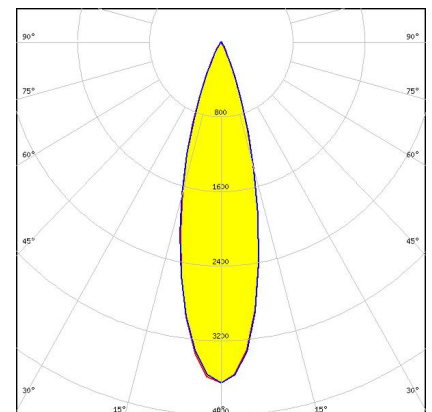


Dimensions: 50.0 mm x 50.0 mm

Height: 8.50 mm

~50° wide beam. Variant made from PC.

C13239_HB-2X2-M-BLIND



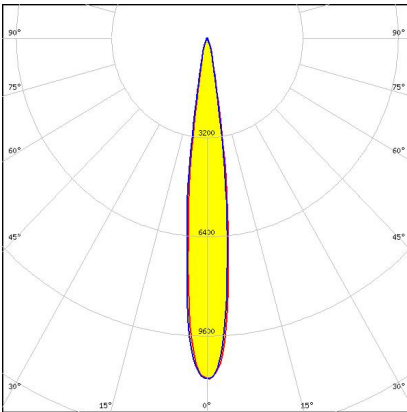
Dimensions: 50.0 mm x 50.0 mm

Height: 8.50 mm

~25° medium beam without centre screw hole for easier potting

PRODUCTS:

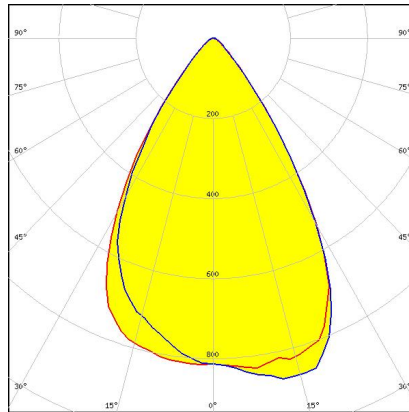
C14729_HB-2X2-RS-PC



Dimensions: 50.0 mm x 50.0 mm
Height: 10.00 mm

~10° spot beam. Variant made from PC.

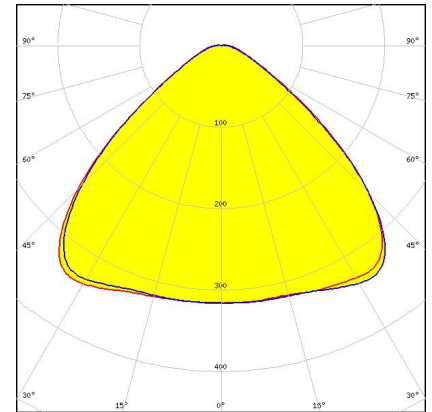
C13237_HB-2X2-WW-BLIND



Dimensions: 50.0 mm x 50.0 mm
Height: 8.50 mm

~65° wide beam without centre screw
hole for easier potting

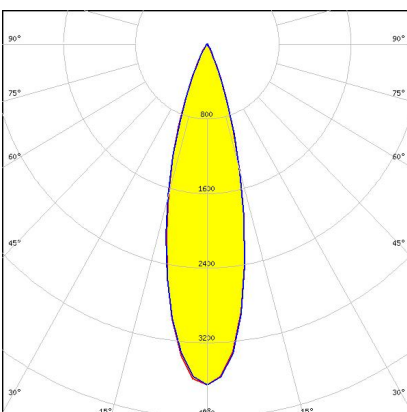
C14724_HB-2X2-WWW



Dimensions: 50.0 mm x 50.0 mm
Height: 10.00 mm

~100° wide beam

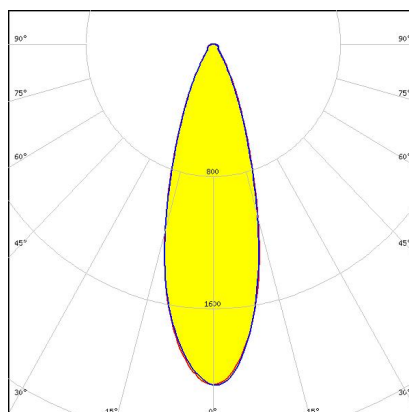
C13233_HB-2X2-M



Dimensions: 50.0 mm x 50.0 mm
Height: 8.50 mm

~25° medium beam

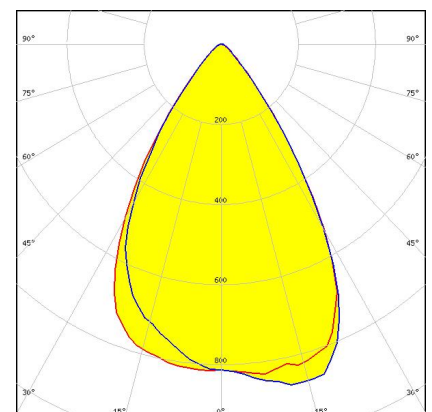
C14607_HB-2X2-M



Dimensions: 50.0 mm x 50.0 mm
Height: 8.50 mm

~25° medium beam optimized for CREE
XP-L and XM-L

C13232_HB-2X2-WW

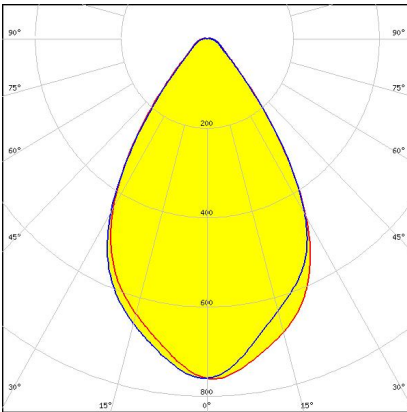


Dimensions: 50.0 mm x 50.0 mm
Height: 8.50 mm

~65° wide beam

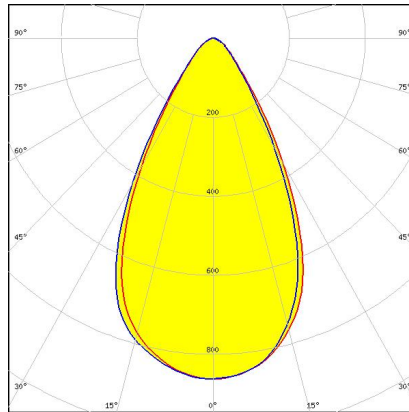
PRODUCTS:

C14606_HB-2X2-WW



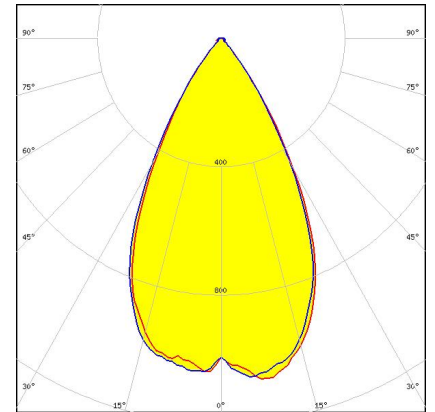
Dimensions: 50.0 mm x 50.0 mm
Height: 8.50 mm
~65° wide beam optimized for CREE
XP-L and XM-L

C12361_HB-2X2-W



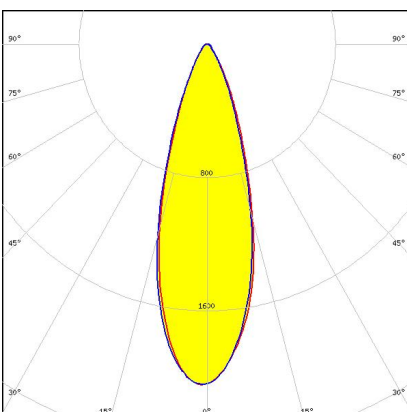
Dimensions: 50.0 mm x 50.0 mm
Height: 8.50 mm
~50° wide beam

C14605_HB-2X2-RW



Dimensions: 50.0 mm x 50.0 mm
Height: 8.50 mm
~50° wide beam optimized for CREE
XP-L and XM-L

C16855_HB-2X2-M-PC



Dimensions: 50.0 mm x 50.0 mm
Height: 8.50 mm
~25° medium beam optimized for CREE
XP-L and XM-L. Variant made from PC.

GENERAL INFORMATION:

NOTE: The typical beam angle will be changed by different color, chip size and chip position tolerance. The typical total beam angle is the full angle measured where the luminous intensity is half of the peak value.

MATERIALS:

As part of our continuous research and improvement processes, and to ensure the best possible quality and availability of our products, LEDiL reserves the right to change material grades without notice.

PRODUCT DATA USER AGREEMENT AND DISCLAIMER:

The measured data in the provided downloadable LEDiL Product Datasheets and Mechanical 2D-Drawings is rounded and provided as reference for planning. LEDiL Oy's optical specifications have been verified by conducting performance testing of the products in accordance with the company's quality system. The reported data are averaged results of multiple measurements with typical variation. LEDiL Oy reserves the right to without prior notification make changes and improvements to its products.

LEDiL Oy assumes neither warranty, nor guarantee nor any other liability of any kind for the contents and correctness of the provided data. The provided data has been generated with highest diligence but the provided data may in reality not represent the complete possible variation range of all intrinsic parameters. Therefore, in certain cases a deviation from the provided data could occur.

LEDiL Oy reserves the right to undertake technical changes of its products without further notification which could lead to changes in the provided data. LEDiL Oy assumes no liability of any kind for the possible deviation from any provided data or any other damage resulting from the usage of the provided data.

The user agrees to this disclaimer and user agreement with the download or usage of the provided files.

LEDiL Oy

Joensuunkatu 13
FI-24240 SALO
Finland

LEDiL Inc.

228 West Page Street
Suite D
Sycamore IL 60178
USA

Local sales and technical support

[www.ledil.com/
where_to_buy](http://www.ledil.com/where_to_buy)

Shipping locations

Salo, Finland
Hong Kong, China

Distribution Partners

[www.ledil.com/
where_to_buy](http://www.ledil.com/where_to_buy)