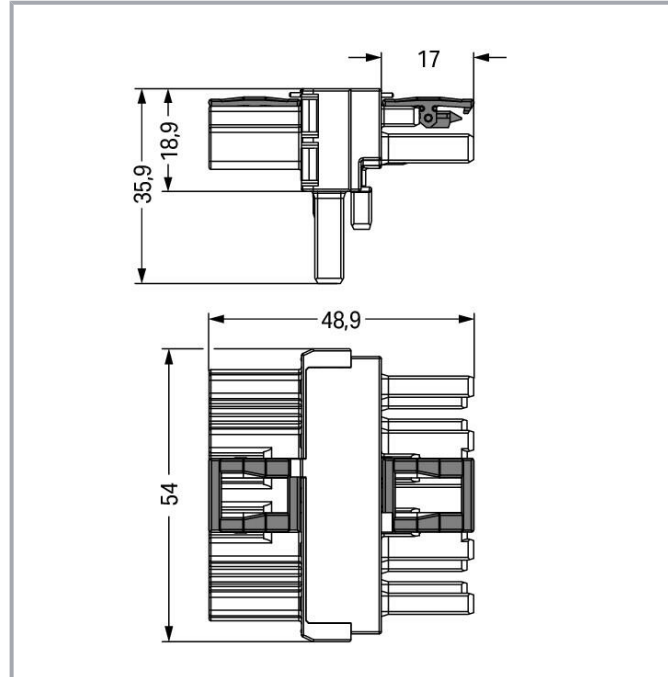



Data sheet | Item number: 770-617

T-distribution connector; 5-pole; Cod. I; 1 input; 2 outputs; 2 locking levers; blue



www.wago.com/770-617



Item description

Distribution connector *WINSTA*® MIDI 5-pole

Use effective pluggable connections instead of laborious screw connections: With the *WINSTA*® MIDI distribution connector with protection type IP20. The pluggable installation connectors with spring pressure connection technology work without screw connections. They allow fast, efficient, error-free installation in a large number of applications. For greater security in electrical installations, the pluggable installation connector is equipped with mechanical protection against mismatching. The pluggable installation connector is protected in accordance with protection type IP20 (When mated: IP2xC (These compact connectors are not designed for use in open, easily accessible areas!)). That results in the fact that users' fingers will never come into contact with electrified contact elements. Controlled lighting, as implemented in the DALI standard, for example, is the main use of *WINSTA*® MIDI pluggable installation connectors with I coding. Important parameters in the selection of a pluggable installation connector are the rated current and voltage: They tell us about the product's domains of use. This product has a current rating of 25 A – so it is suitable for high power loads. *WINSTA*® MIDI with Push-in *CAGE CLAMP*® spring pressure connection technology is found in a broad range of individual products you can use for quick, easy, secure, tailored installation.

Subject to changes. Please also observe the further product documentation!

WAGO GmbH & Co. KG
Hansastr. 27
32423 Minden
Phone: +49571 887-0 | Fax: +49571 887-169
Email: info.de@wago.com | Web: www.wago.com

Do you have any questions about our products?
We are always happy to take your call at +49 (571) 887-44222.



WINSTA® MIDI solutions for your electrical installation – protected against mismatching and maintenance-free

The WINSTA® Pluggable Connection System is perfectly tailored to the very strict requirements of building installation. It makes electrical installation pluggable, and consequently faster, even more reliable, and error-free. Use of this pre-assembled system reduces time spent on assembly and errors during installation at the construction site. Choose quality and durability – the WINSTA® MIDI pluggable installation connector with protection type IP20 from WAGO makes the electrical installation of electrical components noticeably easier.

- protection against mismatching eliminates errors
- pre-assembled versions
- with I coding for lighting control (DALI standard)
- ready to install and use immediately
- quick replacement of defective units during ongoing operation

Data

Electrical data

Ratings per IEC/EN

Ratings per	IEC/EN 60664-1
Nominal voltage (III/3)	400 V
Rated impulse voltage (III/3)	6 kV
Rated current	25 A
Legend (ratings)	(III / 3) ≙ Overvoltage category III / Pollution degree 3

Ratings per UL 1977

Note for the US market	Some versions may also be used for current interruption in accordance with the UL certificate in select applications with currents below 16 A and voltages up to 600 V. For further information, please contact your local sales office.
Rated voltage (UL 1977)	600 V
Rated current UL 1977	23 A

General

Note on contact resistance	approx. 1 mΩ of contact resistance approx. 0.25 mΩ contact transition plug/socket
----------------------------	--

Subject to changes. Please also observe the further product documentation!



Connection data

Total number of potentials	5
PE function	Preceding PE contact

Connection 1

Pole number	5
-------------	---

Physical data

Pin spacing	10 mm / 0.394 inches
Width	54 mm / 2.126 inches
Height	35.9 mm / 1.413 inches
Depth	48.9 mm / 1.925 inches

Mechanical Data

Application	DALI, Lighting Management
Coding	I
Variable coding	No
Marking	DA+ DA- L \perp N
Potential marking	DA+ DA- L \perp N
Mating force of a plug-in connection	approx. 20 ... 70 N (depending on pole number)
Retention force of a plug-in connection	When locked: > 80 N
Unmating force of a plug-in connection	Unlocked: approx. 20 ... 70 N (depending on pole number)
Number of mating cycles	200, without resistive load
Type of distribution box	T-distribution connector
Protection type	IP20; When mated: IP2xC (These compact connectors are not designed for use in open, easily accessible areas!)

Plug-in connection

Contact type (pluggable connector)	Socket/plug
Mismating protection	Yes
Note on mismating protection	All <i>WINSTA</i> [®] components are 100% protected against mismating when: a.) plugging different numbers of poles b.) plugging while rotated 180 c.) plugging while laterally staggered d.) plugging one pole
Locking lever	yes

Subject to changes. Please also observe the further product documentation!



Locking of plug-in connection

locking lever

Note on locking system

All connectors for mounted installations (snap-in versions for lighting fixtures or devices, all types of PCB and distribution connectors) are factory-equipped with locking levers to ensure plugs and sockets are securely locked. Additional locking levers are only required for flying leads (plug/socket).

Material Data

Note (material data)

Information on material specifications can be found here

Color	blue
Insulation material	Polyamide (PA66)
Flammability class per UL94	V0
Contact material	Copper or copper alloy; surface-treated
Contact plating	Tin
Fire load	0.498 MJ
Weight	24.3 g

Environmental requirements

Processing temperature	-5 ... +40 °C
Continuous operating temperature	-35 ... +85 °C
Note on continuous operating temperature	Insulating parts for temperatures \leq 105 °C

Commercial data

eCl@ss 10.0	27-44-06-03
eCl@ss 9.0	27-44-06-03
ETIM 8.0	EC002567
ETIM 7.0	EC002567
PU (SPU)	50 pcs
Packaging type	box
Country of origin	DE
GTIN	4044918934961
Customs tariff number	85366990990

Environmental Product Compliance

RoHS Compliance Status	Compliant, No Exemption
------------------------	-------------------------


Subject to changes. Please also observe the further product documentation!

WAGO GmbH & Co. KG
 Hansastr. 27
 32423 Minden
 Phone: +49571 887-0 | Fax: +49571 887-169
 Email: info.de@wago.com | Web: www.wago.com


Do you have any questions about our products?
 We are always happy to take your call at +49 (571) 887-44222.

Approvals / Certificates




General approvals

Logo	Approval	Additional Approval Text	Certificate name
	CCA DEKRA Certification B.V.	EN 61535	71-123228
	CCA DEKRA Certification B.V.	IEC 61535	NL -84761
	cURus Underwriters Laboratories Inc.	UL 1977	E45171

Declarations of conformity and manufacturer's declarations

Logo	Approval	Additional Approval Text	Certificate name
	EU-Declaration of Conformity WAGO GmbH & Co. KG	-	-

Approvals for marine applications

Logo	Approval	Additional Approval Text	Certificate name
	ABS American Bureau of Shipping	-	19-HG1868589-PDA
	DNV GL Det Norske Veritas, Germanischer Lloyd	-	TAE00001Z6
	LR Lloyds Register	IEC 61984	LR22429487TA

Counterpart









Item no.770-1105
Socket; 5-pole; Cod. I; 4,00 mm²; blue

www.wago.com/770-1105

Subject to changes. Please also observe the further product documentation!

WAGO GmbH & Co. KG
Hansastr. 27
32423 Minden
Phone: +49571 887-0 | Fax: +49571 887-169
Email: info.de@wago.com | Web: www.wago.com


Do you have any questions about our products?
We are always happy to take your call at +49 (571) 887-44222.

	Item no.770-1105/022-000 Socket; with strain relief housing; 5-pole; Cod. I; 4,00 mm ² ; blue	www.wago.com/770-1105/022-000
	Item no.770-1115 Plug; 5-pole; 4,00 mm ² ; blue	www.wago.com/770-1115
	Item no.770-1115/022-000 Plug; with strain relief housing; 5-pole; Cod. I; 4,00 mm ² ; blue	www.wago.com/770-1115/022-000
	Item no.771-9985/006-101 pre-assembled interconnecting cable; Eca; Socket/plug; 5-pole; Cod. I; H05VV-F 5G 1.5 mm ² ; 1 m; 1,50 mm ² ; blue	www.wago.com/771-9985/006-101
	Item no.771-9985/106-101 pre-assembled connecting cable; Eca; Socket/open-ended; 5-pole; Cod. I; H05VV-F 5G 1.5 mm ² ; 1 m; 1,50 mm ² ; blue	www.wago.com/771-9985/106-101
	Item no.771-9985/206-101 pre-assembled connecting cable; Eca; Plug/open-ended; 5-pole; Cod. I; H05VV-F 5G 1.5 mm ² ; 1 m; 1,50 mm ² ; blue	www.wago.com/771-9985/206-101

Optional accessories




Mounting

Mounting accessories

	Item no.: 770-354 Mounting plate; 2- to 5-pole; for distribution connectors; silver-colored	www.wago.com/770-354
---	---	--

Cover

Cover

	Item no.: 770-360 Lockout cap; for plugs; 5-pole; separable; yellow	www.wago.com/770-360
	Item no.: 770-201 Lockout cap; 12-pole, separable; for sockets; Plastic; black	www.wago.com/770-201
	Item no.: 770-221 Lockout cap; 12-pole, separable; for sockets; Plastic; white	www.wago.com/770-221

Downloads

Documentation

Bid Text

770-617	2019 Feb 19	xml	Download
X81 - Datei		2.8 kB	
770-617	2014 Dec 10	doc	Download

Subject to changes. Please also observe the further product documentation!



doc - Datei	23.6 kB	
ausschreiben.de 770-617	URL	Download

CAD/CAE-Data

CAE data

EPLAN Data Portal 770-617	URL	Download
ZUKEN Portal 770-617	URL	Download
WSCAD Universe 770-617	URL	Download

CAD data

2D/3D Models 770-617	URL	Download
--------------------------------------	---------------------	--------------------------

Environmental Product Compliance

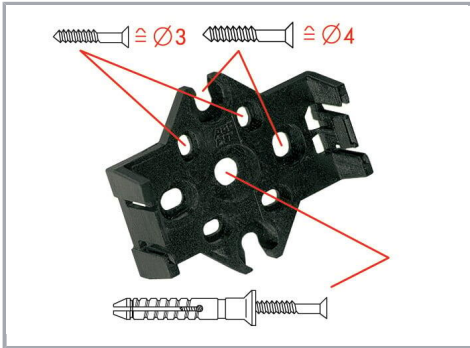
Compliance Search

Environmental Product Compliance 770-617	URL	Download
T-distribution connector; 5-pole; Cod. I; 1 input; 2 outputs; 2 locking levers; blue		

Installation Notes

Installation

Subject to changes. Please also observe the further product documentation!



Mounting plates can be secured using commercially available screws or nail-drive anchors.




The distribution connectors snap together when attached to the mounting plate.



To release the distribution connector, unlock the latch using a screwdriver.

Subject to changes. Please also observe the further product documentation!



All distribution connector connections are locked and protected against accidental disconnection directly after mating. Locking of any connection is released using a screwdriver, even if all connections are used.

Product family

WINSTA® MIDI

[Show all products from the family](#)

Subject to changes. Please also observe the further product documentation!