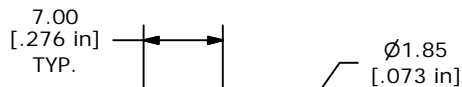


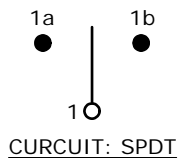
RECOMMENDED PANEL MOUNTING

PANEL THICKNESS	X
0.75-1.25	19.2-19.3
1.25-2.00	19.3-19.4
2.00-3.00	19.5-19.6

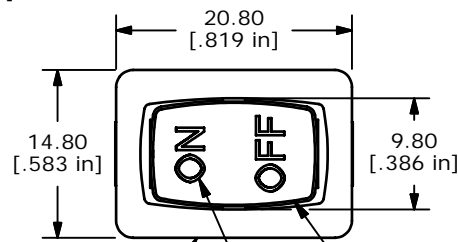
SWITCH FUNCTION		
POS. 1	POS. 2	POS. 3
ON	OFF	ON
1a-1	OPEN	1-1b



PC MOUNTING

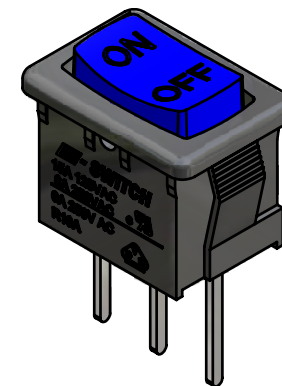


CURCUIT: SPDT

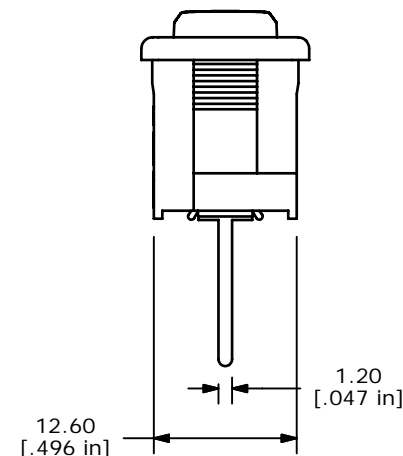
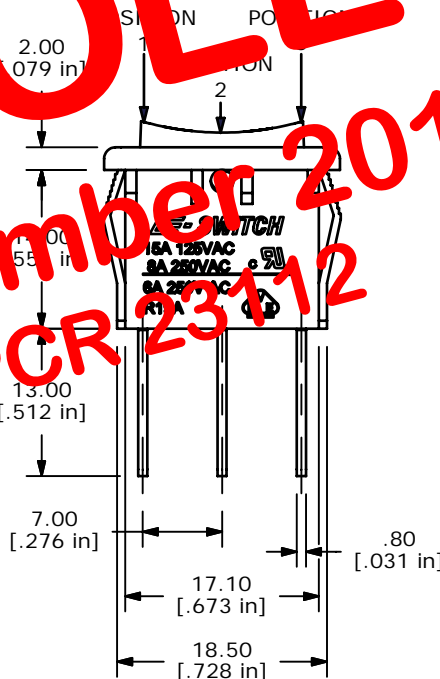


HOUSING: BLACK

ACTUATOR COLOR: BLUE
GRAPHICS: WHITE



OBSOLETE
November 2017
PCR 23112



NOTES:

- ALL DIMENSIONS IN MM [INCH]
- GENERAL TOLERANCE: X.X=±0.4
X.XX=±0.25
- TERM. NOS. FOR REF. ONLY
- RATING: 15A @125VAC;
8A @250VAC;
6A @240VAC
- MATERIAL:
CONTACT SURFACE: COIN SILVER, SILVER PLATED.
TERMINAL: COPPER ALLOY W/SILVER PLATE
- ELECTRICAL LIFE: 10,000 CYCLES
- CONTACT RESISTANCE: <20 MILLI-OHMS INITIAL
- DIELECTRIC STRENGTH: >1,500V AC 1 MIN
- INSULATION RESISTANCE: 1,000 MEGA-OHMS
- ▲DENOTES CRITICAL PARAMETER.
- 2002/95/EC (ROHS) COMPLIANT

E-SWITCH®

A	16092	RELEASED FOR PRODUCTION	6/6/06	CT
REV	PCR NO	DESCRIPTION	DATE	BY

TITLE R1966DBLKBLUIP				
SCALE	DATE	DR	DWG	REV
1.5:1	6/6/2006	CT	M309330	A

THE INFORMATION CONTAINED IN THIS DOCUMENT IS PROPRIETARY TO E-SWITCH AND IS NOT TO BE COPIED OR TRANSFERRED