

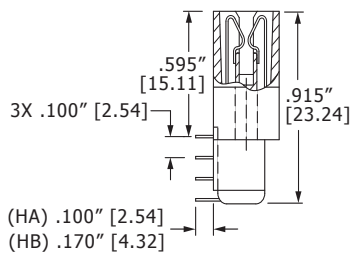


### SPECIFICATIONS

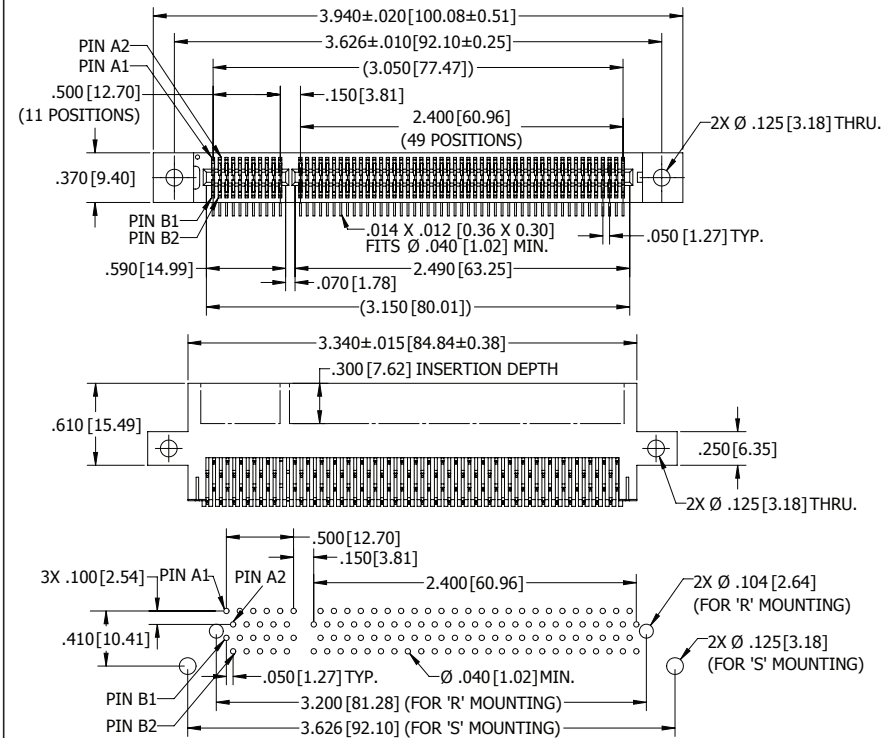
- Accommodates .062" ± .008" [1.57 mm ± 0.20 mm] PC board
- PPS or PA9T insulator
- Molded-in key available
- High reliability/high cycle Hairpin bellow contacts
- 1 Amp current rating per contact for contacts fully energized
- UL Flammability Rating: 94V-0

High Density Card Edge

### TERMINATION TYPE

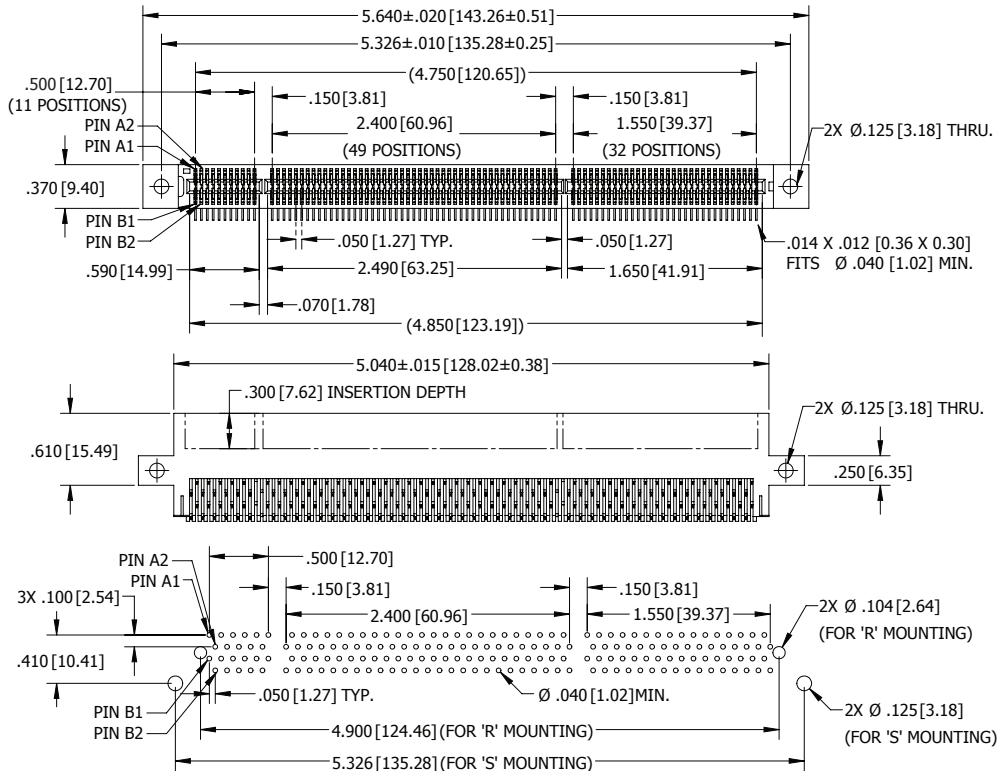


### DIMENSIONS

 Dimensions in [ ] are in millimeters, all others are in inches.

**BOARD LAYOUT, CONNECTOR SIDE**  
**GBB60DHAS-S1962, 60 (11/49) POSITIONS, 32 BIT, 3.3 VOLT**

### DIMENSIONS

 Dimensions in [ ] are in millimeters, all others are in inches.

**BOARD LAYOUT, CONNECTOR SIDE**  
**GBB92DHAS-S329, 92 (11/49/32) POSITIONS, 64 BIT, 3.3 VOLT**

Industry Standard Part

High Density Card Edge

### PART NUMBER OPTIONS

**G B B 60 D H A D - S 793**

#### MATERIALS (INSULATOR/CONTACT)

- G = PA9T/Phosphor Bronze
  - R = PPS/Phosphor Bronze
  - J = PA9T/Beryllium Copper
  - A = PPS/Beryllium Copper
- Refer to Page 7 for Operating/Processing Temperatures

#### CONTACT FINISH - RoHS Compliant

All platings are Lead Free and have .000050" Nickel underplate

Contact Surface	Termination
B = .000010" Gold	.000100" Pure Tin, Matte
C = .000030" Gold	.000100" Pure Tin, Matte

#### CONTACT CENTERS

B = .050" [1.27 mm]

#### NUMBER OF CONTACT POSITIONS

- 60 = 11/49 (32 Bit, 3.3 or 5 Volt)
- 92 = 11/49/32 (64 Bit, 3.3 Volt)
- 92 = 49/11/32 (64 Bit, 5 Volt)

#### MODIFICATION (Consult Factory)

- S1962 = 60(11/49) Positions (32 Bit, 3.3 Volt), replaces -S621
- S1957 = 60(49/11) Positions (32 Bit, 5 Volt), replaces -S621
- S793 = 60(11/49) Positions Reverse Bend (32 Bit, 3.3 Volt)
- S1958 = 60(49/11) Positions Reverse Bend (32 Bit, 5 Volt)
- S329 = 92(11/49/32) Positions (64 Bit, 3.3 Volt)
- S250 = 92(49/11/32) Positions (64 Bit, 5 Volt)

#### MOUNTING STYLE

- S = Side Mounting
- D = Flush Mounting
- N = No Mounting
- T = Flush Mounting With Threaded Insert
- R = Metal Board Lock

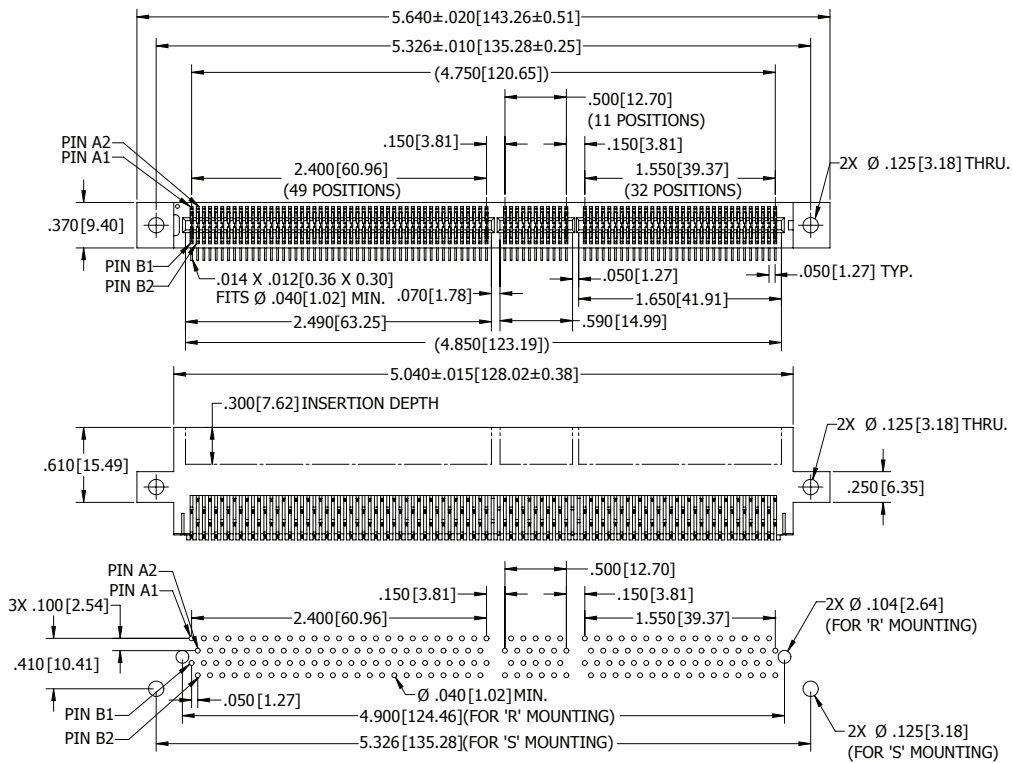
#### TERMINATION TYPE (Opposite Page)

- HA = .100" [2.54 mm] Staggered Dip Solder
- HB = .170" [4.32 mm] Staggered Dip Solder

#### READOUT

D = Dual

### DIMENSIONS Dimensions in [ ] are in millimeters, all others are in inches.



**BOARD LAYOUT, CONNECTOR SIDE**  
**GBB92DHAS-S250, 92 (49/11/32) POSITIONS, 64 BIT, 5 VOLT**

### MOUNTING STYLE

