

4

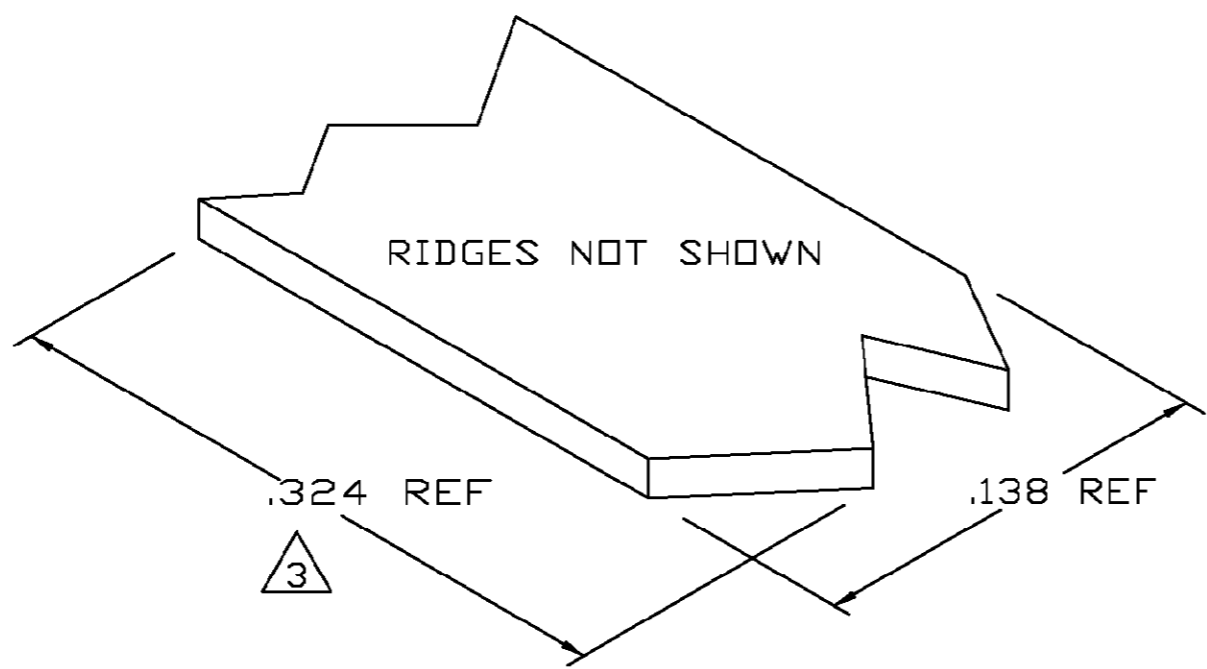
3

2

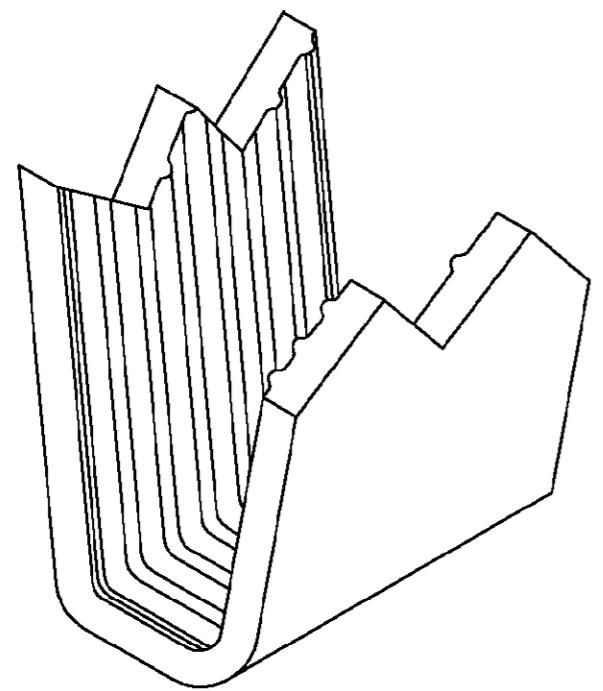
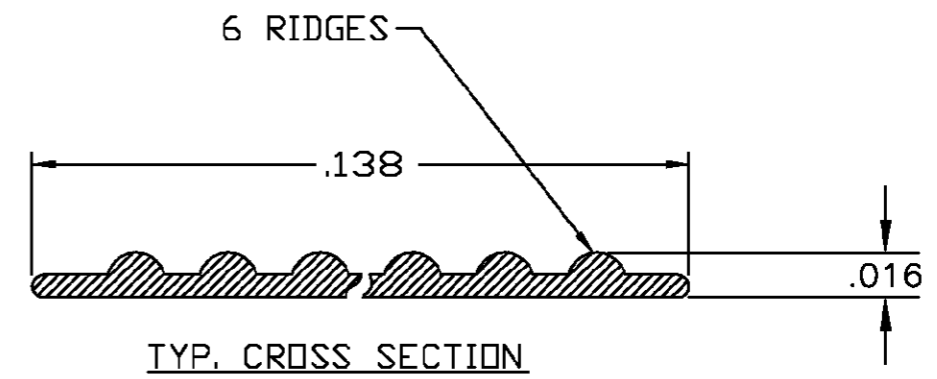
1

THIS DRAWING IS UNPUBLISHED. RELEASED FOR PUBLICATION  
 © COPYRIGHT BY TYCO ELECTRONICS CORPORATION. ALL RIGHTS RESERVED.

LOC	DIST	REVISIONS			
P	LTR	DESCRIPTION	DATE	DWN	APVD
		0	TRANSFERED TO TYCO FORMAT	24JUL02	MF EH



- 1 CRIMPBAND MATERIAL PROVIDED IN CONTINUOUS STRIP.
- 2 REFERENCE DESCRIPTIVE PART NUMBER L061/076C16BFT.
- 3 BLANK LENGTH DETERMINED BY 061/076 TOOLSET.
- 4 940 FEET PER REEL.



PARTIAL FORMED VIEW (REF)  
 FORMED BY APPLICATION TOOLING

1601598-1  
 PART NUMBER

THIS DRAWING IS A CONTROLLED DOCUMENT.		DWN MICHAEL S. FEHER 24JUL2002	<b>tyco</b> Tyco Electronics Corporation													
DIMENSIONS: INCHES		CHK EDWARD HOWARD 24JUL2002	<b>Electronics</b> Harrisburg, PA 17105-3608													
TOLERANCES UNLESS OTHERWISE SPECIFIED:		APVD EDWARD HOWARD 24JUL2002	NAME - CRIMPBAND, RTM													
<table border="0"> <tr><td>0 PLC</td><td>± -</td></tr> <tr><td>1 PLC</td><td>± -</td></tr> <tr><td>2 PLC</td><td>± -</td></tr> <tr><td>3 PLC</td><td>± .005</td></tr> <tr><td>4 PLC</td><td>± -</td></tr> <tr><td>ANGLES</td><td>± -</td></tr> </table>		0 PLC	± -	1 PLC	± -	2 PLC	± -	3 PLC	± .005	4 PLC	± -	ANGLES	± -	PRODUCT SPEC -	SIZE A3	
0 PLC	± -															
1 PLC	± -															
2 PLC	± -															
3 PLC	± .005															
4 PLC	± -															
ANGLES	± -															
MATERIAL UNS C26000 BRASS	FINISH NONE	APPLICATION SPEC -	CAGE CODE 00779	DRAWING NO 1601598												
-		WEIGHT -	RESTRICTED TO -													
CUSTOMER DRAWING			SCALE 1:1	SHEET 1 OF 1												
			REV 0													