

HDSL transformer designed for use with Brooktree HDSL IC chips BT8921/BT8970 at 1168kbps rates

MODEL NUMBER
TTC-4021

A. Electrical Specifications (@ 25°C)

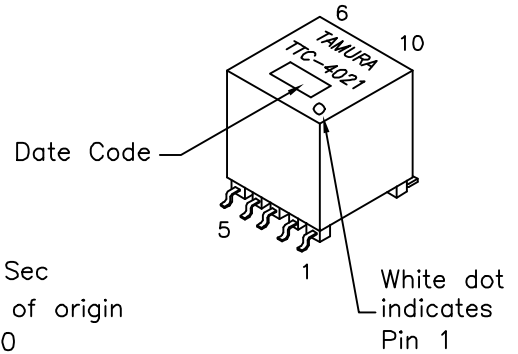
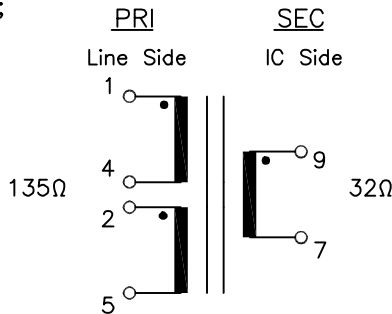
1. Primary (Line side) Impedance; 135Ω
2. Secondary (IC side) Impedance; 32Ω
3. Longitudinal Balance; 50dBm MIN @ 40KHz TO 300KHz, 0dBm
4. Frequency Response; ±0.1dB @ 33KHz to 110KHz, 0dBm, 40KHz reference
5. Insertion Loss; 0.5dB MAX @ 40KHz, 0dBm
6. Total Harmonic Distortion; -70dB MAX @ 20KHz, 1.85Vrms
7. Primary Open Circuit Inductance; 2.0mH ±10% @ 10KHz, 0.1Vrms Measured (1-5) with 2 and 4 shorted
8. Leakage Inductance; 11μH MAX @ 100KHz, 0.1Vrms Measured (1-5) with 2 & 4, and 7 & 9 shorted
9. DC Current; 160mA
10. DC Resistance; (1-4)=1.25Ω ±10%
(2-5)=1.25Ω ±10%
(7-9)=1.25Ω ±10%
11. Turns Ratio; (1-4):(2-5)=1:1.00±2%
(7-9):(1-5)=1:2.00±2%
2 & 4 shorted

12. Dielectric Strength; 1875Vrms 1 second @ Pri to Sec

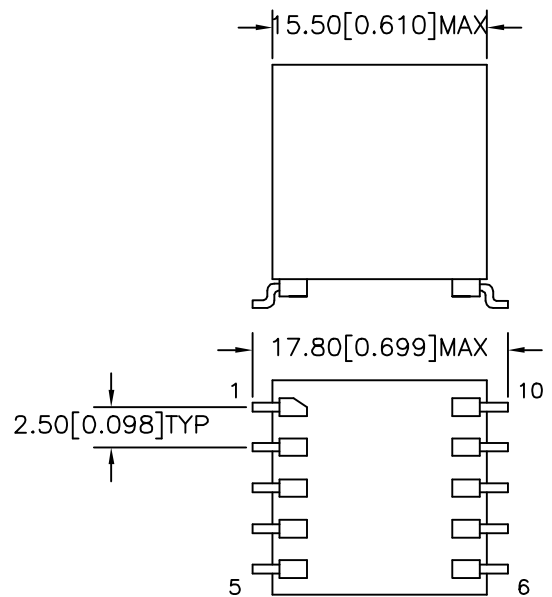
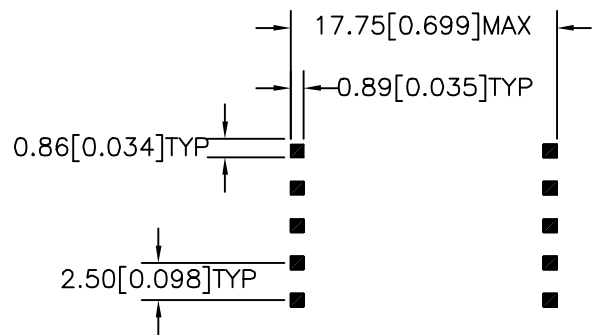
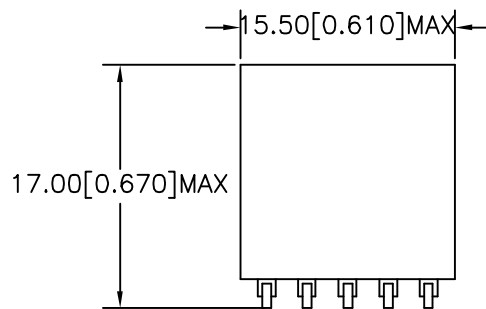
B. Marking; TTC-4021, TAMURA, date code and country of origin

C. Safety; Complies with UL1950 3rd Edition and IEC950

D. Schematic;



E. Mechanical Specifications;



PREPARED BY:

D. Rund

ENGINEER:

M. Pitchai

QUALITY CONTROL:

D. Kelley

APPROVED:

J. Coleman

DWG CONTROL NO.
P-A1-12349
ACAD\TTC\A1123491.DWG

REV
PRE

HDSL
TRANSFORMER

TAMURA CORPORATION OF AMERICA
43352 BUSINESS PARK DRIVE, TEMECULA, CA. 92590-6624
(909) 699-1270 FAX 9096769482

TTC-4021

MODEL SPECIFICATION

DIM: mm(in) SCL: 2/1 SH: 1 OF 1

PROPRIETARY NOTICE: THIS DRAWING PRINT OR DOCUMENT AND SUBJECT MATTER DISCLOSED HEREIN ARE PROPRIETARY ITEMS TO WHICH TAMURA RETAINS THE EXCLUSIVE RIGHT OF DISSEMINATION, REPRODUCTION, MANUFACTURE AND SALE. THIS DRAWING, PRINT OR DOCUMENT IS SUBMITTED IN CONFIDENCE FOR CONSIDERATION BY THE RECIPIENT ALONE UNLESS PERMISSION FOR FURTHER DISCLOSURE IS EXPRESSLY GRANTED IN WRITING.