
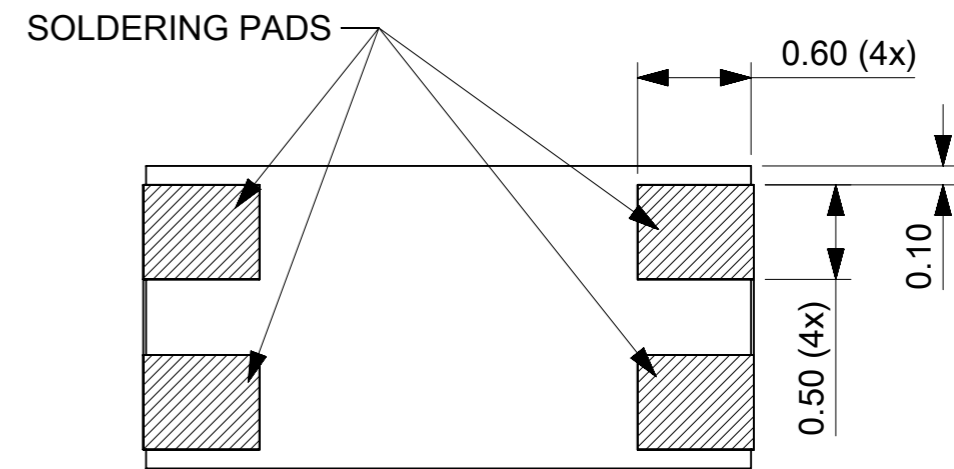


FRONT VIEW

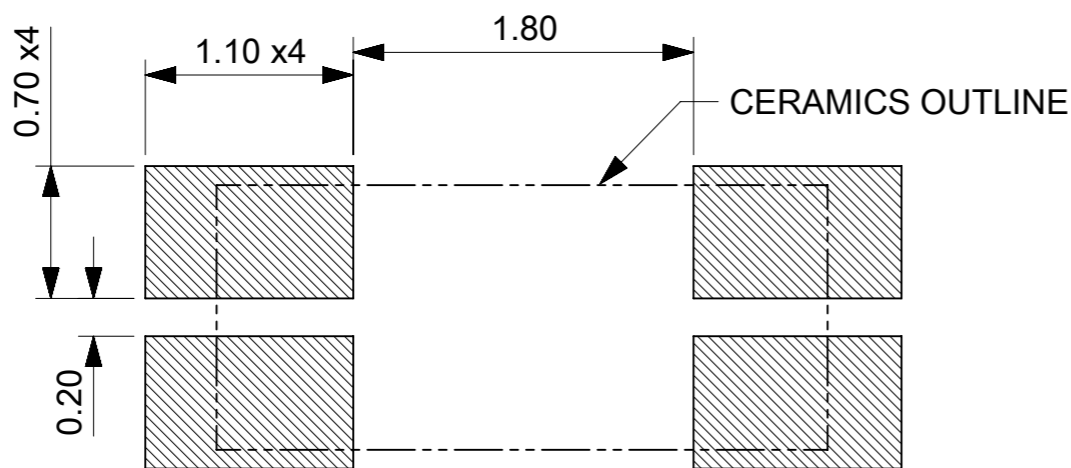


RIGHT VIEW




BACK VIEW

SYMMETRICAL PATTERN
CAN BE PLACED ROTATING 180°



RECOMMENDED PCB LAYOUT



3D VIEW

NOTES:

1. BODY MATERIAL: CERAMIC.
2. PATTERN: Ag PLATED THICKNESS 4um~15um
3. PACKAGE SPEC. REFER TO PK OF 2030060001
4. PRODUCT SPEC. REFER TO PS OF 2030060001
5. APPLICATION SPEC. REFER TO AS OF 2030060001

THIS DRAWING CONTAINS INFORMATION THAT IS PROPRIETARY TO MOLEX ELECTRONIC TECHNOLOGIES, LLC AND SHOULD NOT BE USED WITHOUT WRITTEN PERMISSION

EC NO: 167324 DRWN: KCHENG06 CHK'D: CXU11 REV APPR: XJISONG	2017/10/26	GENERAL TOLERANCES (UNLESS SPECIFIED)	DIMENSION UNITS	SCALE	molex [®]			
	2017/10/27		MM	25:1				
	2017/10/27		ANGULAR TOL ± °	DRWN BY		DATE	SD FOR 2.4/5GHZ CERAMIC SMT ANTENNA	
			4 PLACES ±	TZHOU07		2017/01/09		
	3 PLACES ± 0.1	CHK'D BY	DATE					
		2 PLACES ± 0.2	ZLRAO	2017/02/14	PRODUCT CUSTOMER DRAWING			
		1 PLACE ± 0.3	APPR BY	DATE				
		0 PLACES ±	CYU08	2017/02/14	SERIES	MATERIAL NUMBER	CUSTOMER	
		DRAFT WHERE APPLICABLE MUST REMAIN WITHIN DIMENSIONS	DRAWING SIZE	THIRD ANGLE PROJECTION	203006	2030060001		
B1	REV		A3		DOCUMENT NUMBER	DOC TYPE	DOC PART	SHEET NUMBER
					2030060001	PSD	SD	1 OF 1