



Specifications

Electrical Ratings	switch : 25mA @ 24VDC carry : 100mA @ 24VDC	Dielectric Strength	500Vrms min
Electrical Life	2,000 cycles typical	Insulation Resistance	>100MΩ min
Contact Resistance	<25mΩ initial	Operating Temperature	-40°C to 85°C
Actuation Force	400gF maximum	Storage Temperature	-40°C to 85°C
Actuator Travel	2.0mm		

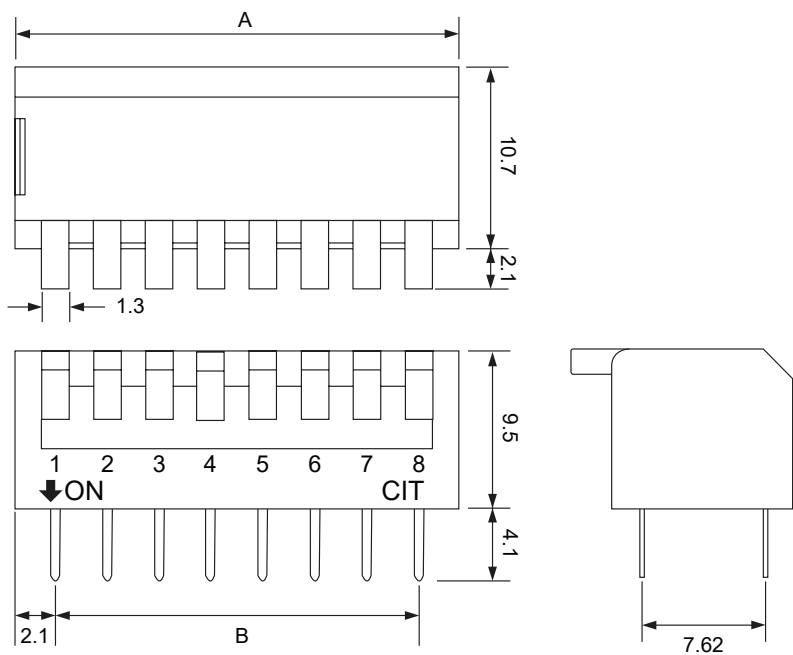
Materials

Cap	4/6 Nylon, UL94V-0, white
Cover	PPS, UL94V-0, red
Housing	PPS, UL94V-0, black
Contacts	Phosphor Bronze, Gold over Nickel Plated
Terminals	Brass, Gold over Nickel Plated

Ordering Information

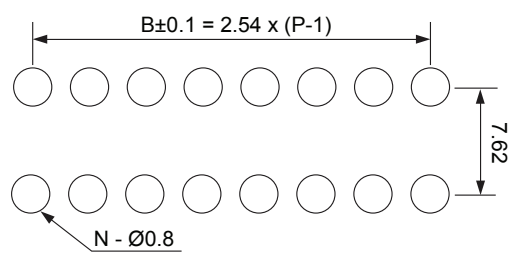
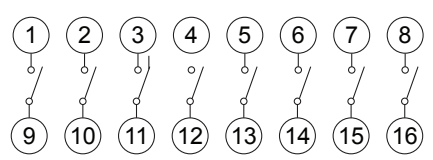
1. Series	KP	02	E
KP			
2. Number of Positions			
01 = 1 position			
02 = 2 positions			
03 = 3 positions			
04 = 4 positions			
05 = 5 positions			
06 = 6 positions			
08 = 8 positions			
10 = 10 positions			
12 = 12 positions			
3. Actuator Height			
E = Extended			
R = Recessed			
4. Tape Seal			
Blank = No Tape Seal			
T = Tape Seal			

Dimensions

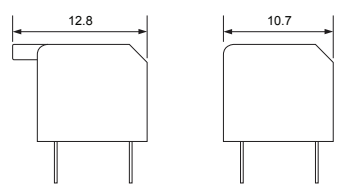


Number of Positions	"A" mm	"B" mm
01	3.54	-
02	6.26	2.54
03	9.08	5.08
04	11.34	7.92
05	13.88	10.16
06	16.42	12.70
08	21.50	17.78
10	26.58	22.86
12	31.60	27.94

Schematic & PC Layout



Actuator Options



Notes

- All switches packaged in OFF position
- Tube packaging standard
- Switches should be soldered in the OFF position