

HC-M-12-MOD-BU


Order No.: 1663323



<http://eshop.phoenixcontact.de/phoenix/treeViewClick.do?UID=1663323>

HEAVYCON contact insert module, female, 12-pos., crimp connection

Commercial data

GTIN (EAN)	 4 017918 123130
sales group	D042
Pack	2 pcs.
Customs tariff	85366990
Catalog page information	Page 457 (PC-2009)

Product notes

WEEE/RoHS-compliant since:
07/11/2006



<http://www.download.phoenixcontact.com>
Please note that the data given here has been taken from the online catalog. For comprehensive information and data, please refer to the user documentation. The General Terms and Conditions of Use apply to Internet downloads.

Technical data

Electrical characteristics

Note	For housing HC-B6 to B48, for housing HC-ADVANCE-B6 to B24, hinged retaining frame HC-M-MHR... necessary, crimp contacts CK1,6-ED... (crimp contacts not in scope of supply)
Rated voltage (III/3)	250 V
Rated current	10 A
Rated surge voltage	3 kV
Ambient temperature (operation)	-40 °C ... 125 °C (including heating up of contacts)
Number of positions	12

Mechanical characteristics

Conductor cross-section	0.14 mm ² ... 2.5 mm ²
Connection cross-section AWG	26 ... 14
Stripping length of the individual wire	8 mm (6 mm (for 2.5 mm ²))
Insertion/withdrawal cycles	≥ 500

General characteristics

Series	HC-M-12
Number of module slots	1
Connection method	Crimp connection
Inflammability class acc. to UL 94	V0
Pollution degree	3
Surge voltage category	III
Assembly instructions	Housing height ≥ 52 mm. Plug-in connections may only be operated only when there is no load/voltage.

Material data

Contact material	Copper alloy
Contact surface material	Ag (alternatively Au)
Contact carrier material	PC

Certificates / Approvals



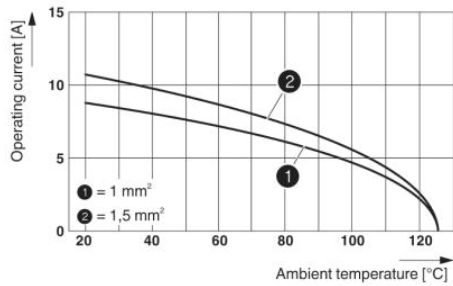
Certification CSA, GOST, UL

Accessories

Item	Designation	Description
General		
1645888	CK1,6-ED-BB	Dummy socket for contact carrier with turned CK 2.5-ED.. female contacts

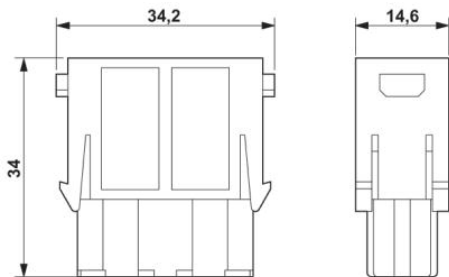
Diagrams/Drawings

Diagram



Derating diagram (6 modules in HC-B 24 housing)


Dimensioned drawing



Female insert

Schematic diagram

Connector pin assignment, connection side



Address

PHOENIX CONTACT Deutschland GmbH
Flachmarktstr. 8
32825 Blomberg, Germany
Phone +49 5235 3 12000
Fax +49 5235 3 41200
<http://www.phoenixcontact.de>



© 2010 Phoenix Contact
Technical modifications reserved;