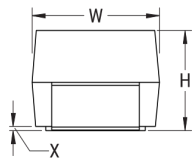
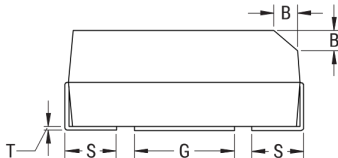


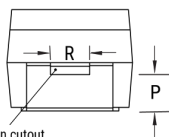
CATHODE (-) END VIEW



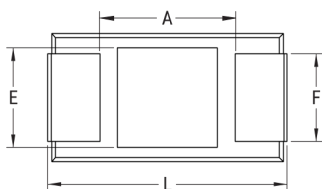
SIDE VIEW



ANODE (+) END VIEW



BOTTOM VIEW



Click [here](#) for the 3D model.

Dimensions

| | |
|-----------|-----------------|
| Footprint | 6032 |
| L | 6mm +/-0.3mm |
| W | 3.2mm +/-0.3mm |
| H | 2.5mm +/-0.3mm |
| T | 0.13mm REF |
| S | 1.3mm +/-0.3mm |
| F | 2.2mm +/-0.1mm |
| A | 2.9mm MIN |
| B | 0.5mm +/-0.15mm |
| E | 2.4mm REF |
| G | 2.8mm REF |
| P | 0.9mm REF |
| R | 1mm REF |
| X | 0.1mm +/-0.1mm |

Packaging Specifications

| | |
|--------------------|------------|
| Packaging | T&R, 178mm |
| Packaging Quantity | 500 |

General Information

| | |
|------------------|---|
| Series | T495 |
| Dielectric | MnO ₂ Tantalum |
| Style | SMD Chip |
| Description | SMD, MnO ₂ , Molded, Low ESR |
| Features | Low ESR |
| RoHS | Yes |
| Termination | Tin |
| AEC-Q200 | No |
| Component Weight | 224.48 mg |
| Shelf Life | 156 Weeks |
| MSL | 1 |

Specifications

| | |
|-----------------------|---|
| Capacitance | 4.7 uF |
| Capacitance Tolerance | 10% |
| Voltage DC | 35 VDC (85C), 23.45 VDC (125C) |
| Temperature Range | -55/+125°C |
| Rated Temperature | 85°C |
| Dissipation Factor | 6% 120Hz 25C |
| Failure Rate | N/A |
| Resistance | 500 mOhms (100kHz 25C) |
| Ripple Current | 469 mA (rms, 100kHz 25C), 422.1 mA (rms, 85C), 187.6 mA (rms, 125C) |
| Leakage Current | 1.6 uA (5min 25°C) |