



### Main

Range of Product	Harmony Relay
Product or Component Type	Modular measurement and control relays
Relay Type	Current control relay
Relay name	RM35JA
Relay monitored parameters	Overcurrent or undercurrent in window mode Overcurrent or undercurrent detection
Time delay	Adjustable 0.1...30 s, +/- 10 % of the full scale value on crossing the threshold Tt
Switching capacity in VA	2000 VA
Minimum switching current	10 mA 5 V DC
Maximum switching current	8 A AC
Measurement range	0.15...1.5 A E1-M terminals 0.5...5 A E2-M terminals 1.5...15 A E3-M terminals 150 mA...15 A current AC/DC 50/60 Hz
Utilisation category	AC-15 IEC 60947-5-1 DC-13 IEC 60947-5-1 AC-1 IEC 60947-4-1 DC-1 IEC 60947-4-1

### Complementary

Reset time	1500 ms at maximum voltage
Maximum switching voltage	250 V AC
[Us] Rated Supply Voltage	24...240 V AC/DC 50/60 Hz +/- 10 %
Supply voltage limits	20.4...264 V AC/DC
Maximum power consumption in W	1.5 W DC
Resistance across terminals	0.005 Ohm E3-M terminals 0.015 Ohm E2-M terminals 0.05 Ohm E1-M terminals
Output contacts	2 C/O
Nominal output current	8 A
Maximum measuring cycle	100 ms measurement cycle as true rms value
Internal input resistance	0.015 Ohm 0.005 Ohm 0.05 Ohm
Switching threshold drift	<= 0.05 % per degree centigrade depending permissible ambient air temperature <= 1 % within the supply voltage range
Setting accuracy of time delay	10 P
Time delay drift	<= 0.05 % per degree centigrade depending permissible ambient air temperature <= 1 % within the supply voltage range
Delay at power up	0.3 s
Repeat accuracy	+/- 0.5 % input and measurement circuit +/- 2 % time delay
Measurement error	< 1 % over the whole range with voltage variation 0.05 %/°C with temperature variation
Response time	<= 500 ms (on crossing the threshold)
Threshold setting	10...100 %
Overvoltage category	III IEC 60664-1 III UL 508

Insulation	Between supply and measurement
Connections - terminals	Screw terminals, 2 x 0.5...2 x 2.5 mm <sup>2</sup> AWG 20...AWG 14) solid without cable end Screw terminals, 2 x 0.2...2 x 1.5 mm <sup>2</sup> AWG 24...AWG 16) flexible with cable end Screw terminals, 1 x 0.5...1 x 3.3 mm <sup>2</sup> AWG 20...AWG 12) solid without cable end Screw terminals, 1 x 0.2...1 x 2.5 mm <sup>2</sup> AWG 24...AWG 14) flexible with cable end
Tightening torque	5.31...8.85 lbf.in (0.6...1 N.m) IEC 60947-1
Housing material	Self-extinguishing plastic
Mounting support	35 mm DIN rail conforming to EN/IEC 60715
Electrical durability	100000 cycles
Mechanical durability	10000000 cycles
Safety reliability data	MTTFd = 296.8 years B10d = 270000
Contacts material	Cadmium free
Width	1.38 in (35 mm)
Net Weight	0.26 lb(US) (0.12 kg)

## Environment

Electromagnetic compatibility	Immunity for residential, commercial and light-industrial environments EN/IEC 61000-6-1 Immunity for industrial environments EN/IEC 61000-6-2 Emission standard for industrial environments EN/IEC 61000-6-4 Electrostatic discharge 6 kV contact discharge)level 3 IEC 61000-4-2 Electrostatic discharge 8 kV air discharge)level 3 IEC 61000-4-2 Radiated radio-frequency electromagnetic field immunity test 10 V/mlevel 3 IEC 61000-4-3 Electrical fast transient/burst immunity test 4 kV direct)level 4 IEC 61000-4-4 Electrical fast transient/burst immunity test 2 kV capacitive coupling)level 4 IEC 61000-4-4 Surge immunity test 4 kV common mode)level 4 IEC 61000-4-5 Surge immunity test 2 kV differential mode)level 4 IEC 61000-4-5 Conducted and radiated emissionsclass B group 1 CISPR 11 Conducted and radiated emissionsclass B CISPR 22 Emission standard for residential, commercial and light-industrial environments except radiated emission) EN/IEC 61000-6-3
Standards	EN/IEC 60255-1
Product Certifications	CE UL CSA
Ambient Air Temperature for Storage	-40...158 °F (-40...70 °C)
Environmental characteristic	3K3 C
Relative humidity	93...97 % 77...131 °F (25...55 °C) IEC 60068-2-30
Vibration resistance	0.075 mm 10...58.1 Hz) not in operation IEC 60068-2-6 1 gn 10...58.1 Hz) not in operation IEC 60068-2-6 0.035 mm 58.1...150 Hz) in operation IEC 60068-2-6 0.5 gn 58.1...150 Hz) in operation IEC 60068-2-6
Shock resistance	15 gn 11 ms) not in operation IEC 60068-2-27 5 gn 11 ms) in operation IEC 60068-2-27
IP degree of protection	IP20 IEC 60529 terminals) IP50 IEC 60529 front panel) IP30 IEC 60529 housing)
Pollution degree	3 IEC 60664-1 3 UL 508
Dielectric test voltage	2.5 kV AC 50 Hz, 1 min IEC 60255-27

## Ordering and shipping details

Category	22380-RELAYS-MEASUREMENT (RM17-RM35)
Discount Schedule	CP2
GTIN	3606489479435
Returnability	No

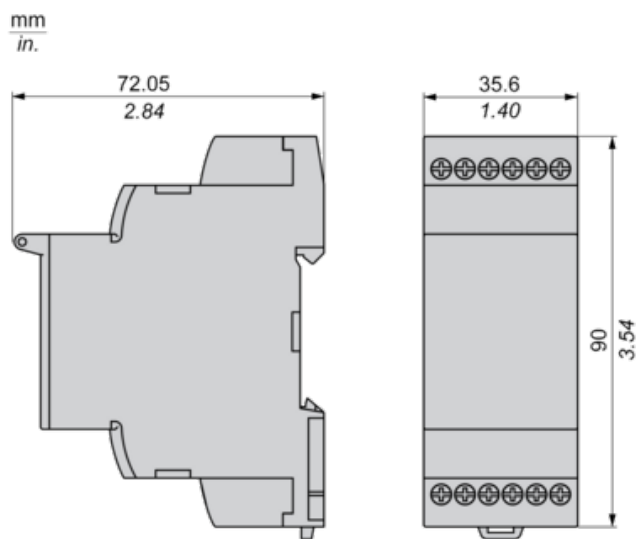
## Packing Units

Unit Type of Package 1	PCE
Number of Units in Package 1	1
Package 1 Height	1.89 in (4.8 cm)
Package 1 Width	3.07 in (7.8 cm)
Package 1 Length	3.74 in (9.5 cm)
Package 1 Weight	4.69 oz (133 g)
Unit Type of Package 2	S02
Number of Units in Package 2	32
Package 2 Height	5.91 in (15 cm)
Package 2 Width	11.81 in (30 cm)
Package 2 Length	15.75 in (40 cm)
Package 2 Weight	10.49 lb(US) (4.758 kg)

## Offer Sustainability

Sustainable offer status	Green Premium product
REACH Regulation	<a href="#">REACH Declaration</a>
EU RoHS Directive	Pro-active compliance (Product out of EU RoHS legal scope) <a href="#">EU RoHS Declaration</a>
Mercury free	Yes
RoHS exemption information	<a href="#">Yes</a>
China RoHS Regulation	<a href="#">China RoHS Declaration</a>
Environmental Disclosure	<a href="#">Product Environmental Profile</a>
Circularity Profile	<a href="#">End Of Life Information</a>

Dimensions



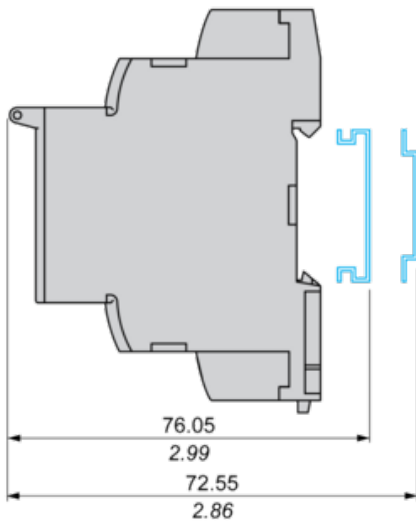
---

Mounting and Clearance

---

Rail Mounting

mm  
in.

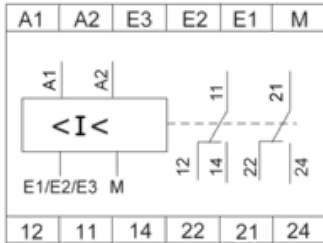


---

Current Measurement Relay

---

Wiring Diagram



A1,A2 : Supply voltage

E1,E2,E3,M : Currents to be measured

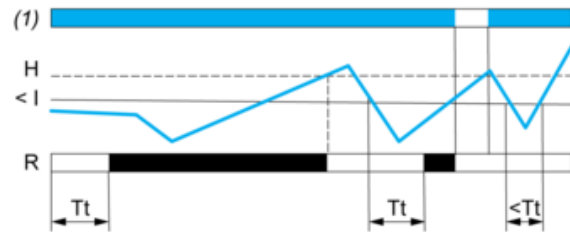
11-14,12 : 1st C/O contact of output relay

21-24,22 : 2nd C/O contact of output relay

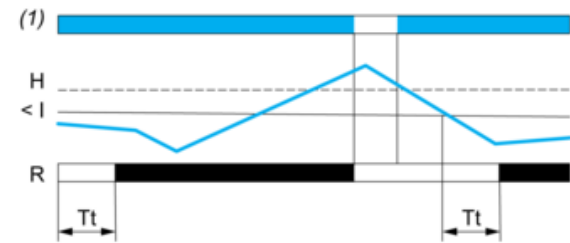
Function Diagrams

Undercurrent Detection

Undercurrent - No Memory

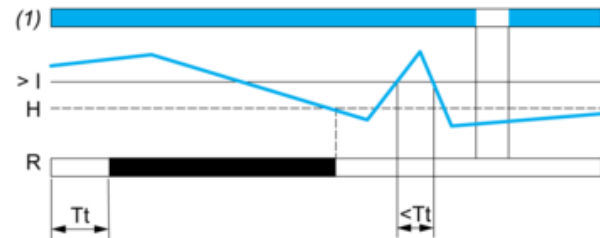


Undercurrent - Memory

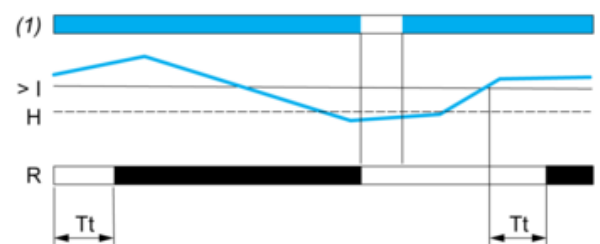


Overcurrent Detection

Overcurrent - No Memory



Overcurrent - Memory



Legend

- (1) :Power supply
- $T_t$  :Time delay after crossing of threshold
- I :Monitored current
- H : Hysteresis
- $> I$  : Undervoltage threshold
- $< I$  : Undervoltage threshold
- R : Relay status : black color = energized.

NOTE: In "Memory" mode, the relay closes when crossing of the threshold is detected and then stays in that position. The power supply voltage must be switched off to reset the product.