

STRADA-2X2-CAT-B-PC

Narrow catenary street light beam, optimized for EN13201 M-classes and tilted poles. Variant made from PC.

TECHNICAL SPECIFICATIONS:

Dimensions	50.0 x 50.0 mm
Height	7.7 mm
Fastening	pin, screw
ROHS compliant	yes ⓘ



MATERIAL SPECIFICATIONS:

Component	Type	Material	Colour	Finish
STRADA-2X2-CAT-B-PC	Multi-lens	PC	clear	

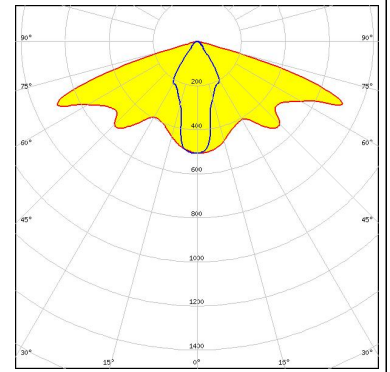
ORDERING INFORMATION:

Component	Qty in box	MOQ	MPQ	Box weight (kg)
C16702_STRADA-2X2-CAT-B-PC » Box size: 480 x 280 x 300 mm	800	160	160	7.1

PHOTOMETRIC DATA (MEASURED):

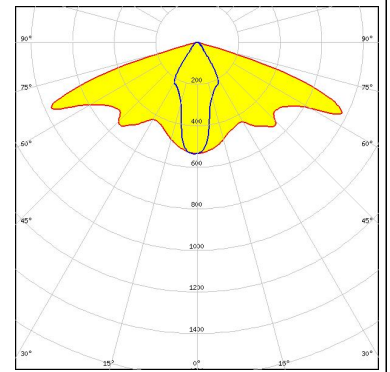
CREE 

LED XP-G2
FWHM / FWTM Asymmetric
Efficiency 90 %
Peak intensity 0.7 cd/lm
LEDs/each optic 1
Light colour White
Required components:



MST | *Your solutions*

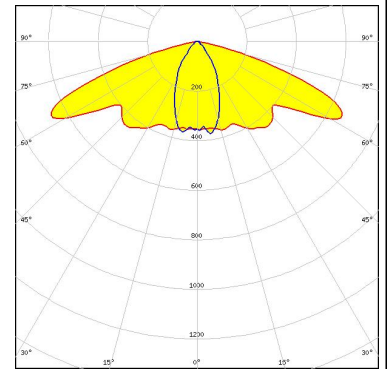
LED RecLED 122x50mm 1900lm 730 2x4 Opt G1
FWHM / FWTM Asymmetric
Efficiency 92 %
Peak intensity 0.8 cd/lm
LEDs/each optic 1
Light colour White
Required components:



PHOTOMETRIC DATA (SIMULATED):



LED NV4WB35AM
FWHM / FWTM Asymmetric
Efficiency 87 %
Peak intensity 0.7 cd/lm
LEDs/each optic 1
Light colour White
Required components:



LED OSLOM Square CSSRM2/CSSRM3
FWHM / FWTM Asymmetric
Efficiency 87 %
Peak intensity 0.7 cd/lm
LEDs/each optic 1
Light colour White
Required components:

GENERAL INFORMATION:

NOTE: The typical beam angle will be changed by different color, chip size and chip position tolerance. The typical total beam angle is the full angle measured where the luminous intensity is half of the peak value.

MATERIALS:

As part of our continuous research and improvement processes, and to ensure the best possible quality and availability of our products, LEDiL reserves the right to change material grades without notice.

PRODUCT DATA USER AGREEMENT AND DISCLAIMER:

The measured data in the provided downloadable LEDiL Product Datasheets and Mechanical 2D-Drawings is rounded and provided as reference for planning. LEDiL Oy's optical specifications have been verified by conducting performance testing of the products in accordance with the company's quality system. The reported data are averaged results of multiple measurements with typical variation. LEDiL Oy reserves the right to without prior notification make changes and improvements to its products.

LEDiL Oy assumes neither warranty, nor guarantee nor any other liability of any kind for the contents and correctness of the provided data. The provided data has been generated with highest diligence but the provided data may in reality not represent the complete possible variation range of all intrinsic parameters. Therefore, in certain cases a deviation from the provided data could occur.

LEDiL Oy reserves the right to undertake technical changes of its products without further notification which could lead to changes in the provided data. LEDiL Oy assumes no liability of any kind for the possible deviation from any provided data or any other damage resulting from the usage of the provided data.

The user agrees to this disclaimer and user agreement with the download or usage of the provided files.

LEDiL Oy

Joensuunkatu 13
FI-24240 SALO
Finland

LEDiL Inc.

228 West Page Street
Suite D
Sycamore IL 60178
USA

Ledil Optics Technology (Shenzhen) Co., Ltd.

405 , Block B
Casic Motor Building
Shenzhen 518057
P.R.CHINA

Local sales and technical support

[www.ledil.com/
where_to_buy](http://www.ledil.com/where_to_buy)

Shipping locations

Salo, Finland
Hong Kong, China

Distribution Partners

[www.ledil.com/
where_to_buy](http://www.ledil.com/where_to_buy)