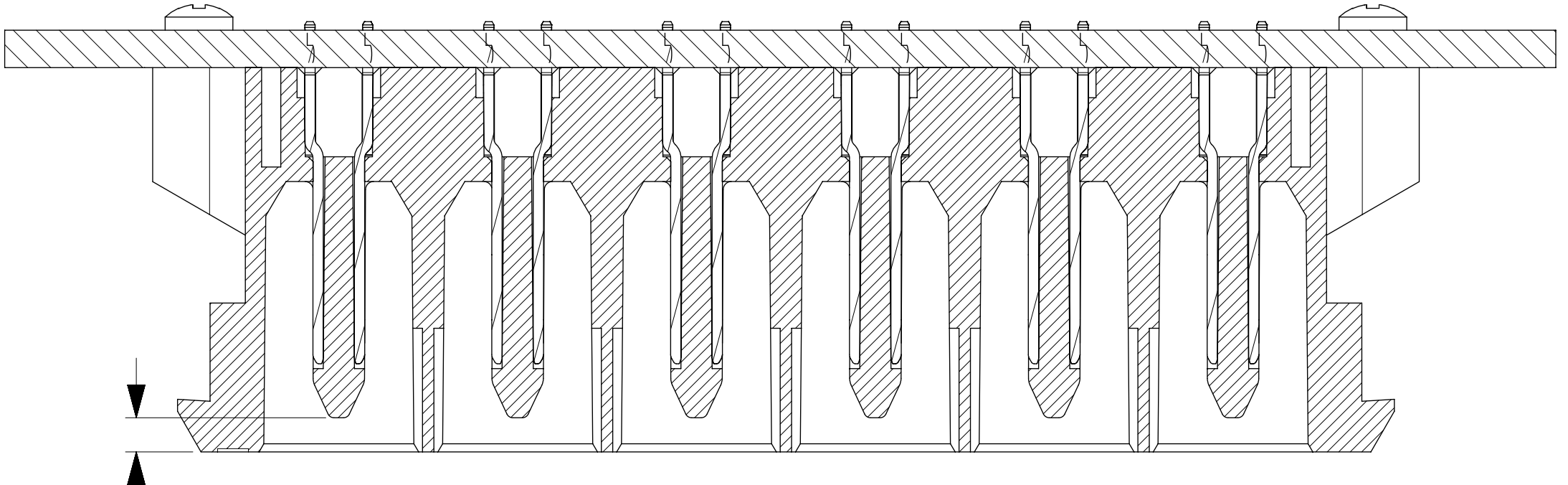
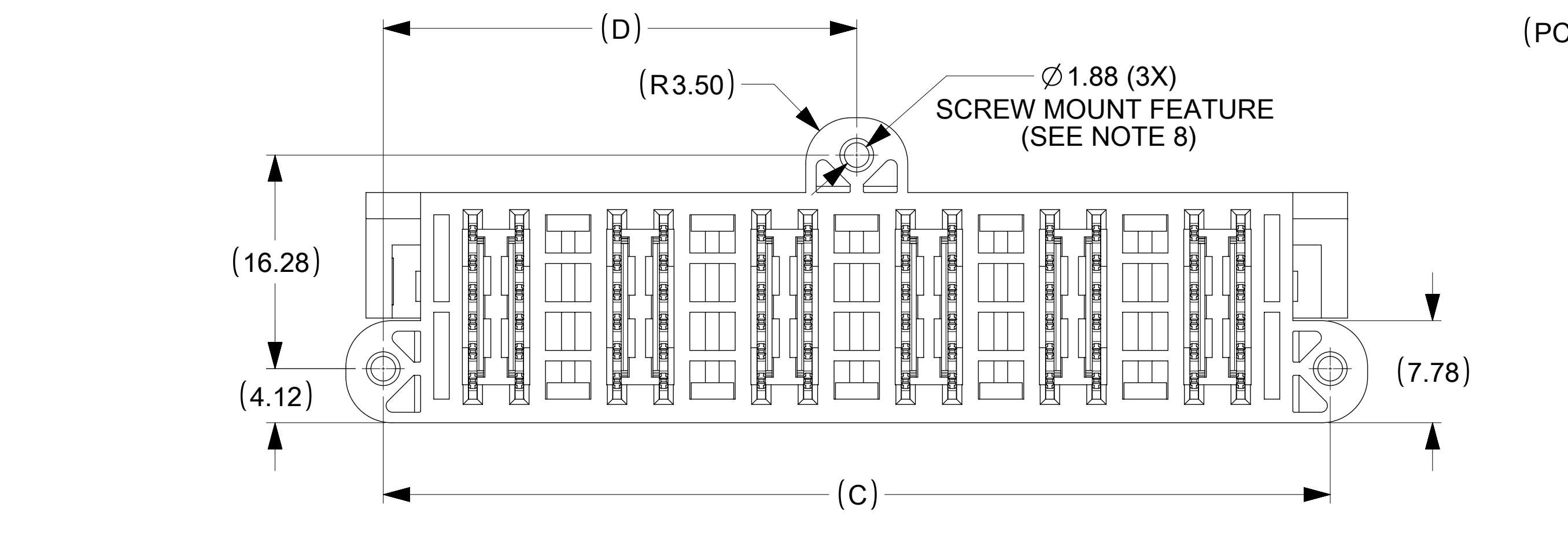
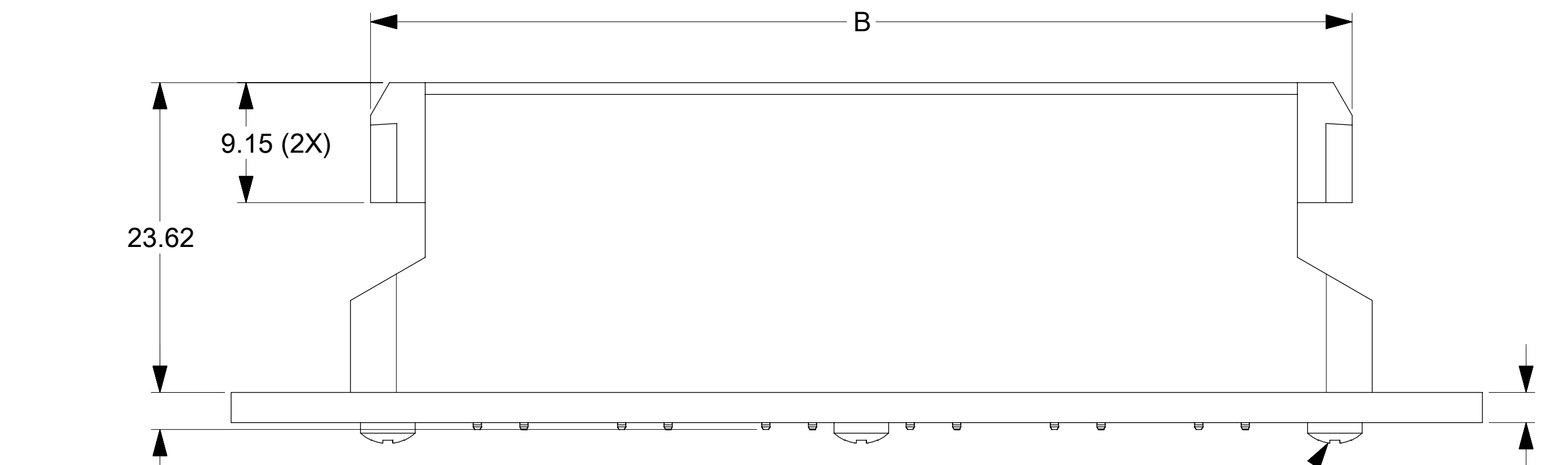


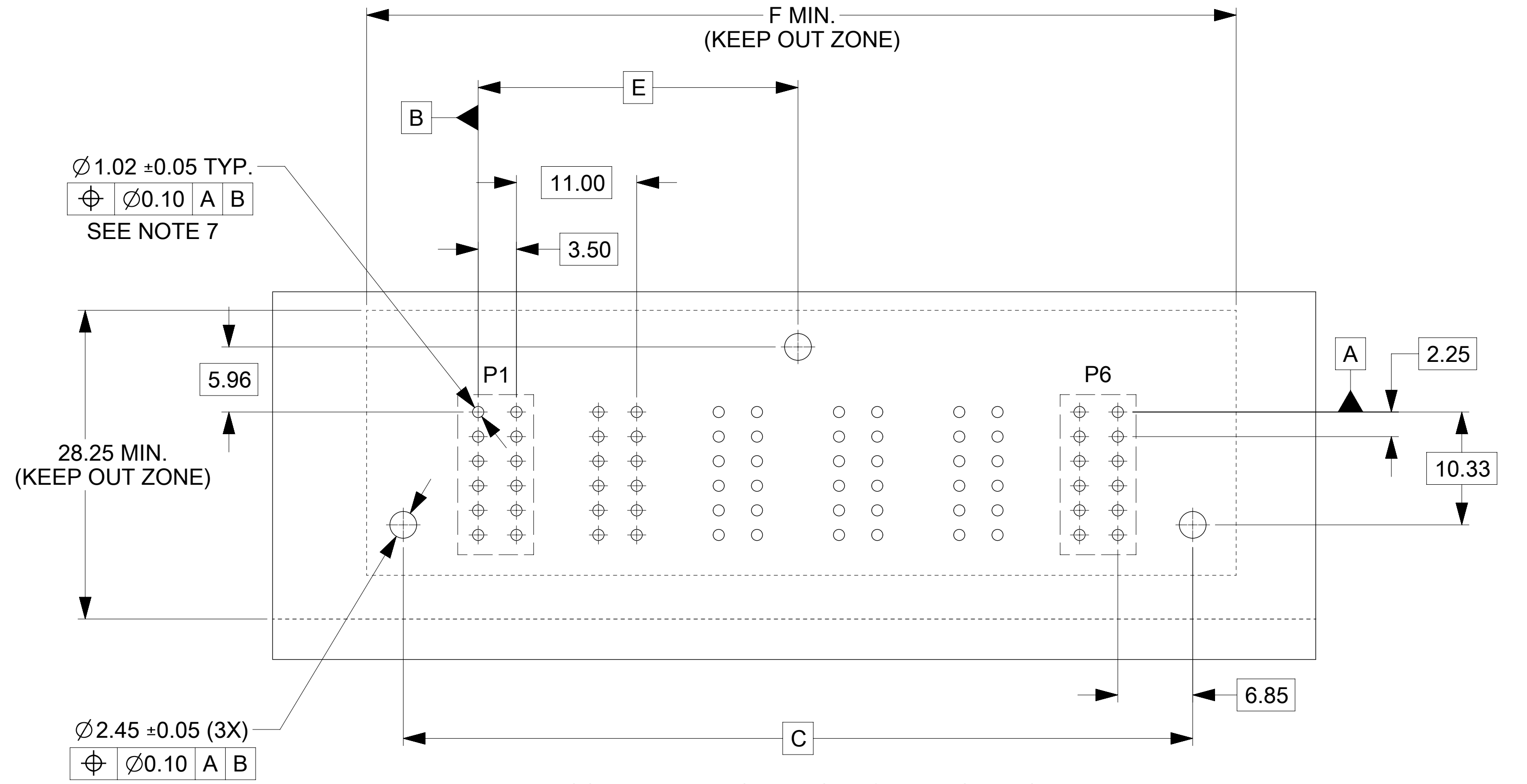
ALLOW 4.00 EXTRA PER SIDE FOR RE-WORK



SECTION Z-Z

NOTES:

- MATERIAL:
HOUSING: LCP, UL94V-0, COLOR: BLACK
TERMINALS: COPPER ALLOY
- FINISHES: TERMINALS : 30µIN MIN. GOLD ON CONTACT
100µIN MIN. TIN ON TAIL
50µIN MIN. NICKEL UNDERPLATE OVERALL.
- PRODUCT SPECIFICATION: PS-151053-0000
- PACKAGING SPECIFICATION: PK-151053-0001
- MATING WITH CRIMP: 46819, CRIMP RECEPTACLE HOUSING: 151034
- TAIL DESIGN : COMPLIANT PIN
- PLATED THRU HOLE SIZE, REFER TO PS-151053-0000
- RECOMMENDED SCREW: 2-32 TYPE AB X 0.300".
SCREWS ARE NOT INCLUDED
- USE FLAT ROCK APPLICATION TOOLING.
- POWER CONTACTS ARE LUBRICATED.



RECOMMENDED PCB LAYOUT & KEEP OUT ZONE

SYMBOLS	THIS DRAWING CONTAINS INFORMATION THAT IS PROPRIETARY TO MOLEX ELECTRONIC TECHNOLOGIES, LLC AND SHOULD NOT BE USED WITHOUT WRITTEN PERMISSION		CURRENT REV DESC: UPDATED NOTE		
	DIMENSION UNITS	SCALE	DESCRIPTION		
▽ = 0	mm	NTS			GUARDIAN 2 - 6CKT VERTICAL HEADER POWER CONNECTOR
▽ = 0	GENERAL TOLERANCES (UNLESS SPECIFIED)				
▽ = 0		MM	INCH	EC NO: 729257	PRODUCT CUSTOMER DRAWING DOCUMENT NUMBER: SD-151053-0001 DOC TYPE: PSD DOC PART: 001 REVISION: B2
▽ = 0	4 PLACES	±	±	DRWN: ABHIRK 2022/11/15	
▽ = 0	3 PLACES	±	±	CHK'D: SUVARS 2022/11/21	
▽ = 0	2 PLACES	±	0.25	APPR: HTHYAGARAJ 2022/12/05	
▽ = 0	1 PLACE	±	0.25	INITIAL REVISION:	
▽ = 0	0 PLACES	±	±	DRWN: CGOH 2015/01/22	
▽ = 0	ANGULAR TOL	±	3.0°	APPR: KHLIM 2015/08/14	
▽ = 0	DRAFT WHERE APPLICABLE MUST REMAIN WITHIN DIMENSIONS	THIRD ANGLE PROJECTION		DRAWING: D-SIZE SERIES: 151053	
▽ = 0				MATERIAL NUMBER: SEE TABLE CUSTOMER: GENERAL MARKET SHEET NUMBER: 1 OF 1	

PART NO.	CKT	DIM. A	DIM. B	DIM. C	DIM. D	DIM. E	DIM. F
1510530002	2	33.90	30.84	28.20	14.10	7.25	34.90
1510530003	3	44.90	41.84	39.20	19.60	12.75	45.90
1510530004	4	55.90	52.84	50.20	25.10	18.25	56.90
1510530005	5	66.90	63.84	61.20	30.60	23.75	67.90
1510530006	6	77.90	74.84	72.20	36.10	29.25	78.90