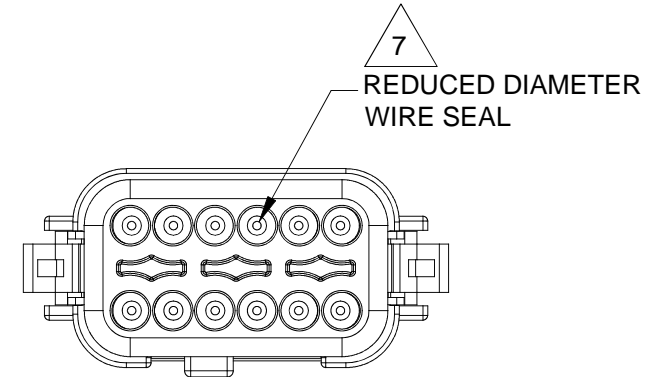
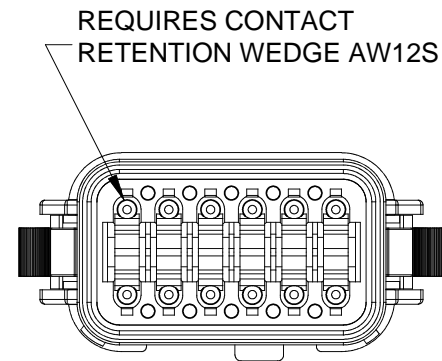
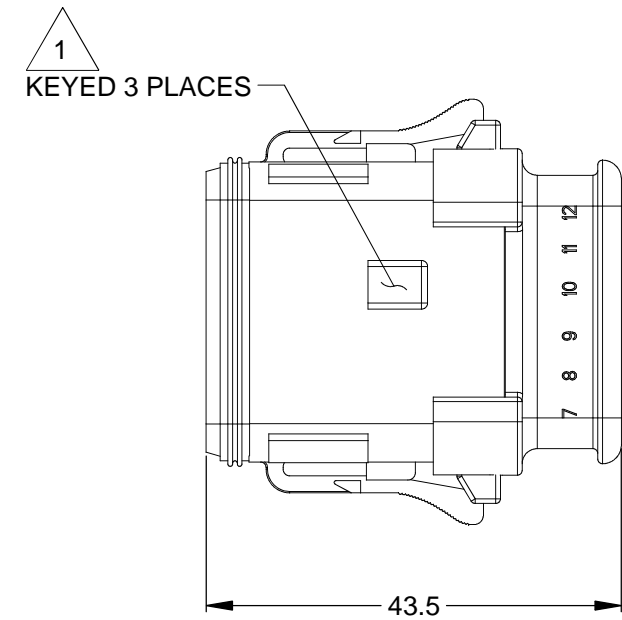
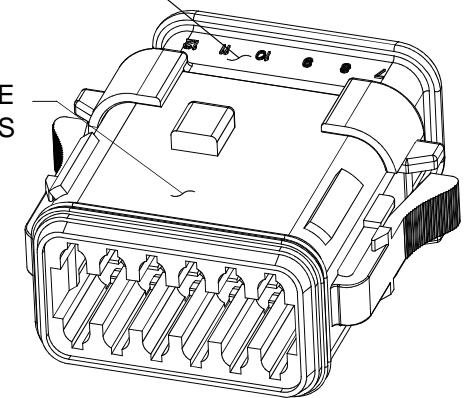


| REVISIONS | | | | | |
|-----------|-----|------------------------|--------|-----|------|
| REV | ECO | DESCRIPTION | DATE | BY | APPR |
| A3 | - | RELEASE NEW DWG FORMAT | 11EC13 | DRP | - |



STRAIN RELIEF END CAP - BLACK - ALL CONNECTORS



NOTES: UNLESS OTHERWISE SPECIFIED

1 SEE SHEET 2 FOR KEY ARRANGEMENTS AND COLORS.

2. MATERIAL:
HOUSING: THERMOPLASTIC
SEAL: SILICONE RUBBER

3. MODIFICATIONS: STRAIN RELIEF END CAP;
REDUCED DIA. WIRE SEAL

4. SPECIFICATIONS:
4.1 CURRENT RATING: 13 AMPS
4.2 OPERATING TEMPERATURE: -55°C TO +125°C
4.3 DIELECTRIC WITHSTANDING VOLTAGE: LESS THAN 2 MILLIAMPS CURRENT LEAKAGE @ 1500 VOLTS AC.
4.4 INSULATION RESISTANCE: 1000 MEGOHMS MIN @ 25°C.
4.5 MOISTURE RESISTANCE: IP67 (MATED CONDITION)
4.6 MATING CYCLE DURABILITY: 100 CYCLES
4.7 RoHS COMPLIANT

5. MATING PART: AT04-12PX* RECEPTACLE
(X = A,B,C,D KEYS; * = MODIFICATIONS AND COLORS)

6. ALL DIMENSIONS ARE FOR REFERENCE USE ONLY.

7 CONTACT SIZE AND REAR SEAL WIRE RANGE:

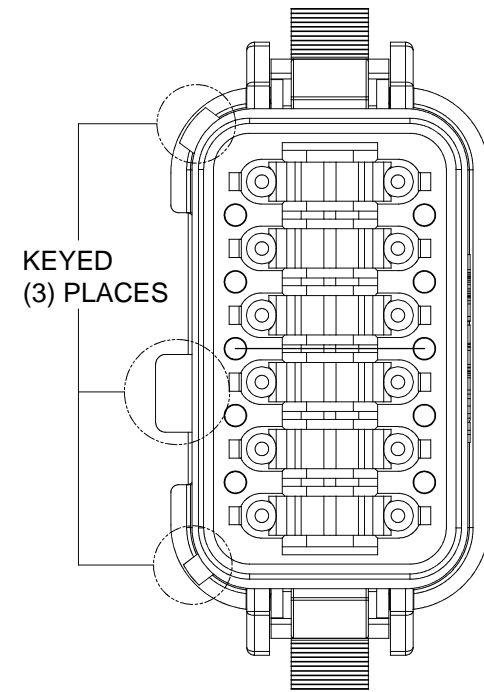
| CONTACT SIZE | MIN. INSUL O.D. | MAX. INSUL O.D. | TYPICAL WIRE RANGE |
|--------------|-------------------|-------------------|--------------------|
| 16 | 1.35 mm (.053 in) | 3.05 mm (.120 in) | 14 - 20 AWG |

TITLE: PLUG, 12 POS, AT, KEYED, STRAIN RELIEF, REDUCED DIA SEAL
DWG NO.: AT06-12SX-SR2XX
REV: A3
SH: 1
OF: 2

| QUANTITY | SEE SHEET 2 PART NUMBER | DESCRIPTION | ITEM | | | | | | | | |
|---|-------------------------|---|--|------|------|---------|----------|----------|-----------|------------------------|-----------|
| MATERIALS LIST | | | | | | | | | | | |
| UNLESS OTHERWISE SPECIFIED 1) All dimensions are in metric(mm). 2) Tolerances are as follows: 1 PL DEC ±0.30 2 PL DEC ±0.15 3 PL DEC ±0.08 Fractions ±1/64 Angles ±1° 3) Note reference = X | | SIGNATURES DRAWN: D.PARKS CHECKED: ENGINEER: APPROVAL: | DATE 11DEC13 | | | | | | | | |
| MATERIAL SPECIFICATIONS: | | <p style="text-align: center;">Amphenol</p> <p style="text-align: center;">Sine Systems - www.amphenol-sine.com 44724 Morley Drive Clinton Township, MI 48036</p> <p style="text-align: center;">PLUG, 12 SOCKET, AT SERIES, KEYED, STRAIN RELIEF END CAP, REDUCED DIA SEAL</p> | | | | | | | | | |
| PROCESS SPECIFICATIONS: | | | | | | | | | | | |
| NEXT ASSY: | | CUSTOMER: THIS DRAWING IS SUPPLIED FOR INFORMATION ONLY. DESIGN FEATURES, SPECIFICATIONS AND PERFORMANCE DATA SHOWN HEREON ARE THE PROPERTY OF THE AMPHENOL CORPORATION. NO RIGHTS OF REPRODUCTION ARE IMPLIED. ALL DIMENSIONS ARE SUBJECT TO NORMAL MANUFACTURING VARIATIONS. | <table border="1"> <tr> <td>SIZE</td> <td>TYPE</td> <td>DWG NO.</td> <td>REVISION</td> </tr> <tr> <td>B</td> <td>C-</td> <td>AT06-12SX-SR2XX</td> <td>A3</td> </tr> </table> | SIZE | TYPE | DWG NO. | REVISION | B | C- | AT06-12SX-SR2XX | A3 |
| SIZE | TYPE | DWG NO. | REVISION | | | | | | | | |
| B | C- | AT06-12SX-SR2XX | A3 | | | | | | | | |
| | | SCALE: NONE | SHEET 1 OF 2 | | | | | | | | |

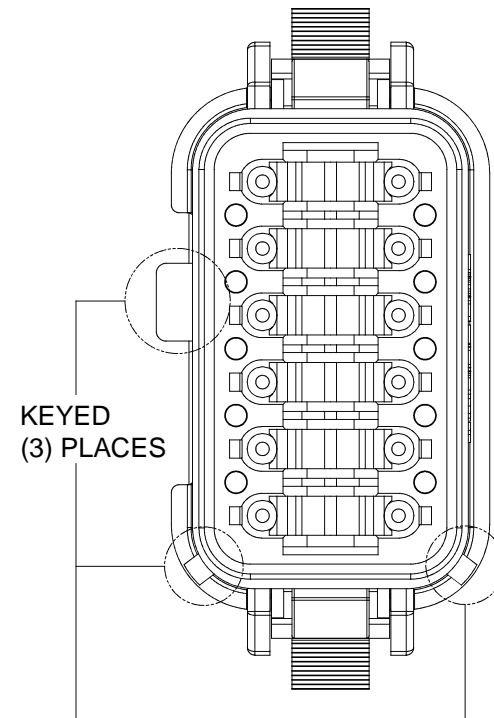
| REVISIONS | | | | | |
|-----------|-----|-------------|------|----|------|
| REV | ECO | DESCRIPTION | DATE | BY | APPR |

P/N AT06-12SA-SR2GY
KEY-A CONFIGURATION
STANDARD COLOR: GREY



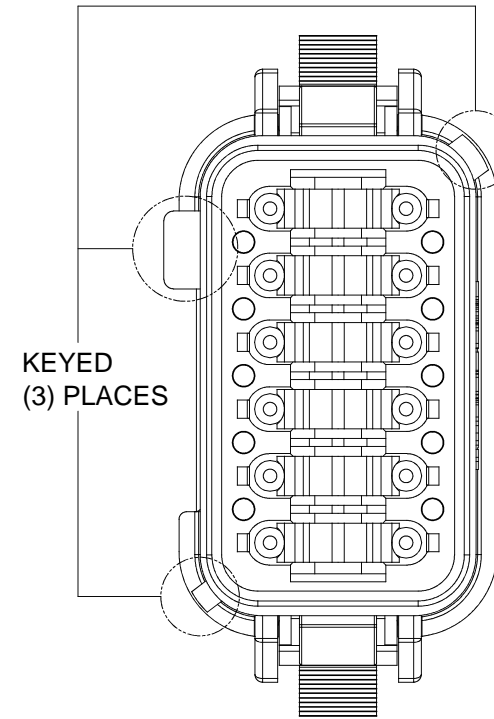
| KEY-A CONFIGURATION | |
|---------------------|------------------------|
| COLOR | PART NUMBER |
| * GREY | AT06-12SA-SR2GY |
| BLACK | AT06-12SA-SR2BK |
| GREEN | AT06-12SA-SR2GN |
| BROWN | AT06-12SA-SR2BR |

P/N AT06-12SB-SR2BK
KEY-B CONFIGURATION
STANDARD COLOR: BLACK



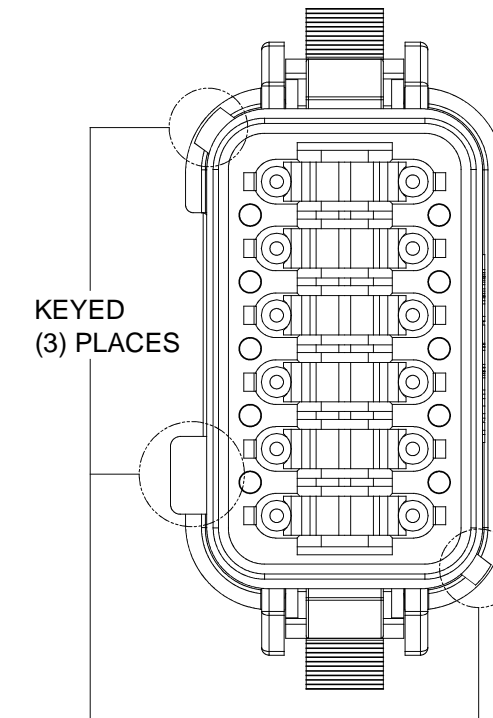
| KEY-B CONFIGURATION | |
|---------------------|------------------------|
| COLOR | PART NUMBER |
| GREY | AT06-12SB-SR2GY |
| * BLACK | AT06-12SB-SR2BK |
| GREEN | AT06-12SB-SR2GN |
| BROWN | AT06-12SB-SR2BR |

P/N AT06-12SC-SR2GN
KEY-C CONFIGURATION
STANDARD COLOR: GREEN



| KEY-C CONFIGURATION | |
|---------------------|------------------------|
| COLOR | PART NUMBER |
| GREY | AT06-12SC-SR2GY |
| BLACK | AT06-12SC-SR2BK |
| * GREEN | AT06-12SC-SR2GN |
| BROWN | AT06-12SC-SR2BR |

P/N AT06-12SD-SR2BR
KEY-D CONFIGURATION
STANDARD COLOR: BROWN



| KEY-D CONFIGURATION | |
|---------------------|------------------------|
| COLOR | PART NUMBER |
| GREY | AT06-12SD-SR2GY |
| BLACK | AT06-12SD-SR2BK |
| GREEN | AT06-12SD-SR2GN |
| * BROWN | AT06-12SD-SR2BR |

NOTE:

AN ASTERISKS (*) PLACED BEFORE THE COLOR DENOTES THE STANDARD MOLDED COLOR OF THE CONNECTORS SHOWN ABOVE. STRAIN RELIEF END CAPS ARE AVAILABLE IN BLACK ONLY.

OTHER COLORS SHOWN ARE AVAILABLE VIA SPECIAL ORDER.

TITLE: PLUG, 12 POS, AT, KEYED, STRAIN RELIEF, REDUCED DIA SEAL
DWG NO: AT06-12SX-SR2XX
REV: A3
SH: 2
OF: 2

| QUANTITY | PART NUMBER | DESCRIPTION | ITEM |
|---|-------------|--|---------------------|
| MATERIALS LIST | | | |
| UNLESS OTHERWISE SPECIFIED 1) All dimensions are in metric (mm). 2) Tolerances are as follows: 1 PL DEC ±0.30 2 PL DEC ±0.15 3 PL DEC ±0.08 3) Note reference = | | SIGNATURES DATE DRAWN: D.PARKS 11DEC13 CHECKED: ENGINEER: APPROVAL: | |
| MATERIAL SPECIFICATIONS: | | CUSTOMER: | |
| PROCESS SPECIFICATIONS: | | THIS DRAWING IS SUPPLIED FOR INFORMATION ONLY. DESIGN FEATURES, SPECIFICATIONS AND PERFORMANCE DATA SHOWN HEREON ARE THE PROPERTY OF THE AMPHENOL CORPORATION. NO RIGHTS OF REPRODUCTION ARE IMPLIED. ALL DIMENSIONS ARE SUBJECT TO NORMAL MANUFACTURING VARIATIONS. | |
| NEXT ASSY: | | SCALE: NONE | |
| | | Amphenol Sine Systems - www.amphenol-sine.com 44724 Morley Drive Clinton Township, MI 48036 | |
| | | PLUG, 12 SOCKET, AT SERIES, KEYED, STRAIN RELIEF END CAP, REDUCED DIA SEAL | |
| | | SIZE: B C- | REVISION: A3 |
| | | DWG NO: AT06-12SX-SR2XX | |
| | | SHEET 2 OF 2 | |

AT Series™ - Contact Size 16 Options

| Machined Contacts, Sockets & Pins | | | | |
|-----------------------------------|--|------|-------|----------|
| Part Number | Description | Size | AWG | Type |
| AT60-215-1631 | Male Contact - Pin, Gold-plated | 16 | 14 | Machined |
| AT62-209-1631 | Female Contact - Socket, Gold-plated | 16 | 14 | Machined |
| AT60-215-16141 | Male Contact - Pin, Nickel-plated | 16 | 14 | Machined |
| AT62-209-16141 | Female Contact - Socket, Nickel-plated | 16 | 14 | Machined |
| AT60-202-1631 | Male Contact - Pin, Gold-plated | 16 | 16-20 | Machined |
| AT62-201-1631 | Female Contact - Socket, Gold-plated | 16 | 16-20 | Machined |
| AT60-202-16141 | Male Contact - Pin, Nickel-plated | 16 | 16-20 | Machined |
| AT62-201-16141 | Female Contact - Socket, Nickel-plated | 16 | 16-20 | Machined |
| AT60-202-1631-22 | Male Contact - Pin, Gold-plated | 16 | 22-24 | Machined |
| AT62-201-1631-22 | Female Contact - Socket, Gold-plated | 16 | 22-24 | Machined |
| AT60-202-16141-22 | Male Contact - Pin, Nickel-plated | 16 | 22-24 | Machined |
| AT62-201-16141-22 | Female Contact - Socket, Nickel-plated | 16 | 22-24 | Machined |

| Tooling - Machined Contacts | | |
|---|-------------|---|
| Part | Part Number | Description |
|  | CA-5D12 | Universal Hand Crimp Tool, Size 12/16/20 (Machined contacts only) |
|  | CA-5E12 | Pneumatic Crimp Tool, Size 12/16/20 (Machined contacts only) |

| Contact Removal Tools | | |
|---|---------------|---|
| Part | Part Number | Description |
|  | ATRT-100 | Used for removal of contacts for A Series™ products |
|  | AT11-310-1605 | Contact Removal Tool, Plastic, Size 16 |

| Sealing Plugs | | |
|---|------------------|---|
| Part | Part Number | Description |
|  | A114017 | Sealing Plug, Size 16, White |
|  | A114017-SR | Sealing Plug, Size 16, SR01 Series, Black |
|  | AT13-217-1605 | Locking Sealing Plug, Size 16, Grey |
|  | AT13-217-1605-SR | Locking Sealing Plug, Size 16, SR01 Series, Red |

| Stamped & Formed Contacts, Sockets & Pins | | | | |
|---|--|------|-------|------------------|
| Part Number | Description | Size | AWG | Type |
| AT60-14-0144 | Male Contact - Pin, Gold-plated | 16 | 14-16 | Stamped & Formed |
| AT62-14-0144 | Female Contact - Socket, Gold-plated | 16 | 14-16 | Stamped & Formed |
| AT60-14-0122 | Male Contact - Pin, Nickel-plated | 16 | 14-16 | Stamped & Formed |
| AT62-14-0122 | Female Contact - Socket, Nickel-plated | 16 | 14-16 | Stamped & Formed |
| AT60-16-0144 | Male Contact - Pin, Gold-plated | 16 | 16-18 | Stamped & Formed |
| AT62-16-0144 | Female Contact - Socket, Gold-plated | 16 | 16-18 | Stamped & Formed |
| AT60-16-0122 | Male Contact - Pin, Nickel-plated | 16 | 16-18 | Stamped & Formed |
| AT62-16-0122 | Female Contact - Socket, Nickel-plated | 16 | 16-18 | Stamped & Formed |
| AT60-16-0644 | Male Contact - Pin, Gold-plated | 16 | 18-20 | Stamped & Formed |
| AT62-16-0644 | Female Contact - Socket, Gold-plated | 16 | 18-20 | Stamped & Formed |
| AT60-16-0622 | Male Contact - Pin, Nickel-plated | 16 | 18-20 | Stamped & Formed |
| AT62-16-0622 | Female Contact - Socket, Nickel-plated | 16 | 18-20 | Stamped & Formed |
| AT60-16-0844 | Male Contact - Pin, Gold-plated | 16 | 20-22 | Stamped & Formed |
| AT62-16-0844 | Female Contact - Socket, Gold-plated | 16 | 20-22 | Stamped & Formed |
| AT60-16-0822 | Male Contact - Pin, Nickel-plated | 16 | 20-22 | Stamped & Formed |
| AT62-16-0822 | Female Contact - Socket, Nickel-plated | 16 | 20-22 | Stamped & Formed |

| Tooling - Stamped & Formed Contacts | | |
|--|-------------|---|
| Part | Part Number | Description |
|  | MFX-3950 | Crimp Die - Size 16, 18-20AWG (S&F contacts only) |
| | MFX-3953 | Crimp Die - Size 16, 16-18AWG (S&F contacts only) |
| | MFX-3975 | Crimp Die - Size 16, 14-16AWG (S&F contacts only) |
| | MFX-3990 | Crimp Die - Size 16, 20-22AWG (S&F contacts only) |
|  | ATT-16-00 | Hand Crimp Tool - Size 16, 14-16AWG (S&F contacts only) |
| | ATT-16-01 | Hand Crimp Tool - Size 16, 18-20AWG (S&F contacts only) |
| | ATT-1612-03 | Hand Crimp Tool - Size 16, 20-22AWG (S&F contacts only) |

Amphenol Sine Systems
 44724 Morley Drive
 Clinton Township, MI 48036 USA
www.amphenol-sine.com
 03/2022