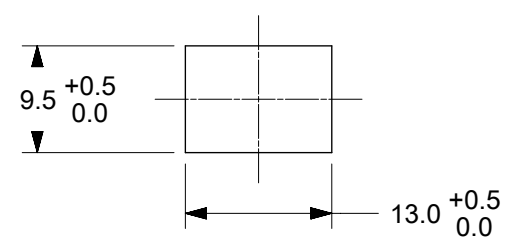
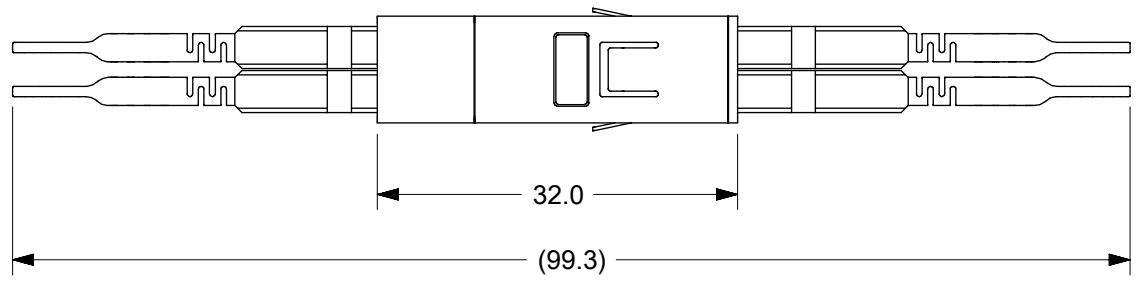
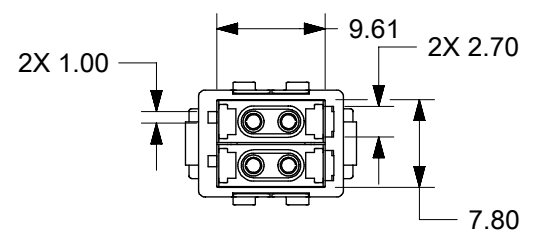
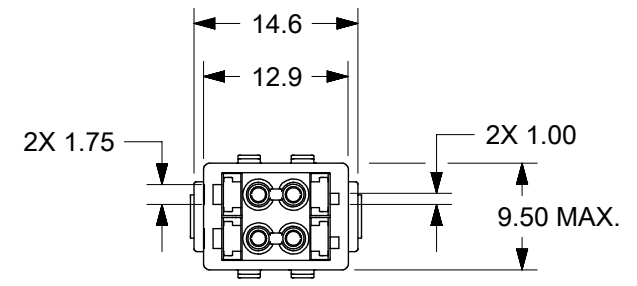
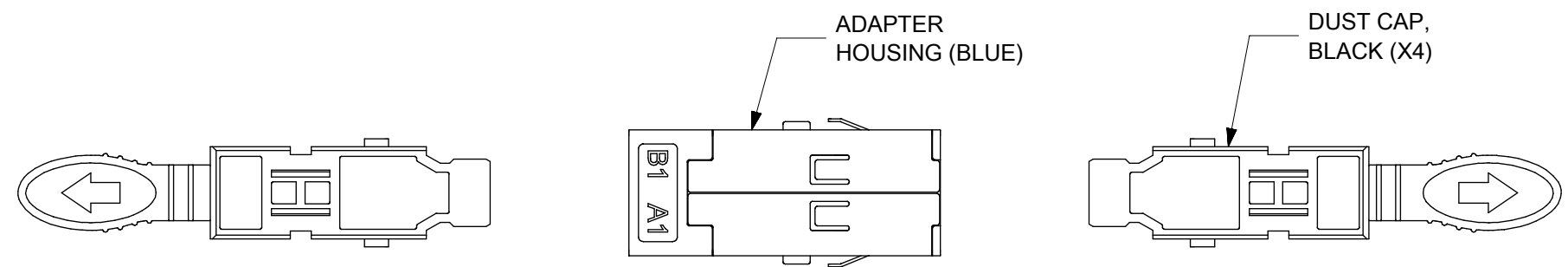
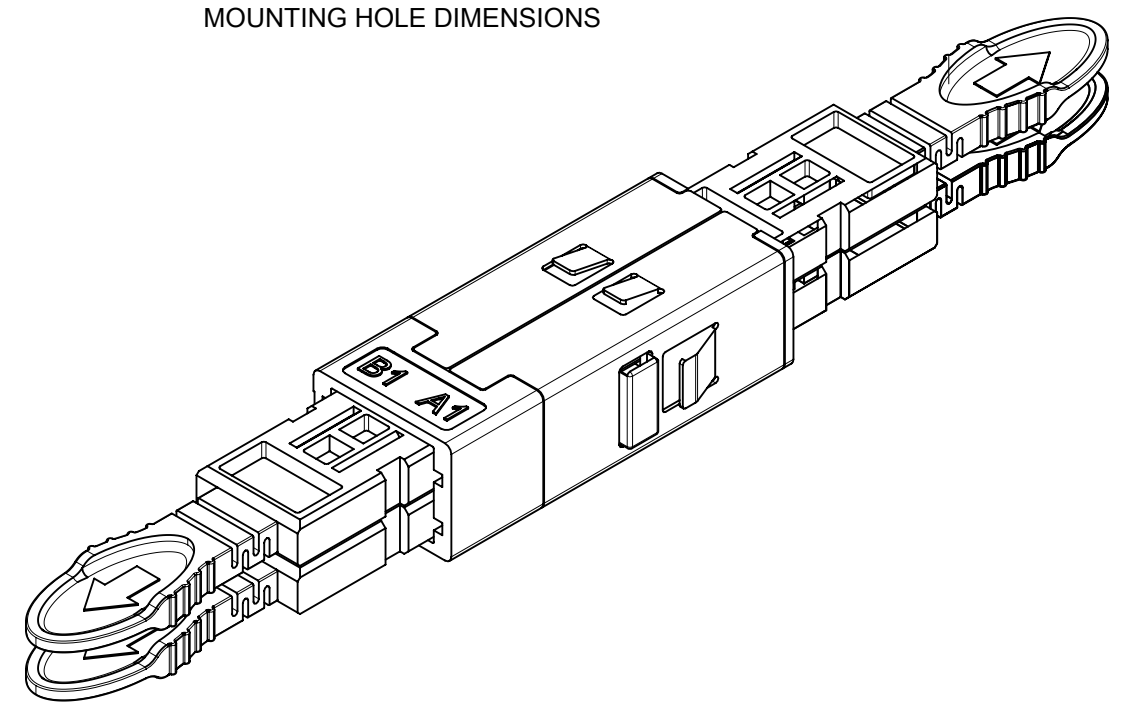
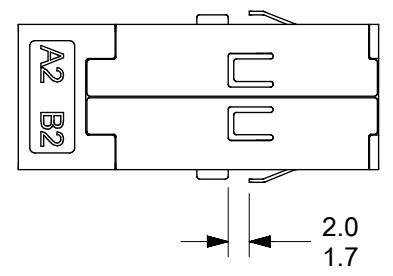


F

F



RECOMMENDED MOUNTING HOLE DIMENSIONS



C

C

B

B

A

A

FUNCTIONAL SYMBOLS	THIS DRAWING CONTAINS INFORMATION THAT IS PROPRIETARY TO MOLEX ELECTRONIC TECHNOLOGIES, LLC AND SHOULD NOT BE USED WITHOUT WRITTEN PERMISSION		CURRENT REV DESC:		molex
	DIMENSION UNITS	SCALE	EC NO: 644496		
	mm	NTS	DRWN: IGUMIN 2020/06/24		
	GENERAL TOLERANCES (UNLESS SPECIFIED)		CHK'D: GGENCHANOK 2020/09/03		
DIVISIONAL SYMBOLS	ANGULAR TOL ± °		APPR: GGENCHANOK 2020/09/03		PRODUCT CUSTOMER DRAWING
	4 PLACES	±	INITIAL REVISION:		
	3 PLACES	±	DRWN: IGUMIN 2020/06/24		DOCUMENT NUMBER
	2 PLACES	± 0.1	APPR: GGENCHANOK 2020/09/03		1062000200
1 PLACE	± 0.2	DRAFT WHERE APPLICABLE MUST REMAIN WITHIN DIMENSIONS		DOC TYPE	
0 PLACES	±	THIRD ANGLE PROJECTION	DRAWING	SERIES	PSD
				MATERIAL NUMBER	DOC PART
				106200	000
				CUSTOMER	REVISION
					A
				SHEET NUMBER	
					1 OF 1