



Electrical Specifications

Center Frequency: 564 MHz
Bandwidth: 52.4 MHz
Passband: 537.6-590.0 MHz
Insertion Loss at Fo: 1.0 dB Max
Insertion Loss at PB edges (537.6 & 590.0): 2.0 dB Max
Rejection: >25 dB @ 534.6 MHz
>25 dB @ 593.0 MHz
Ultimate Rejection: 20 dB Min

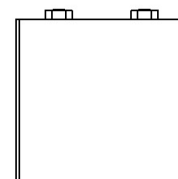
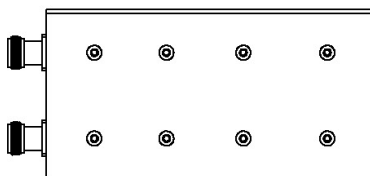
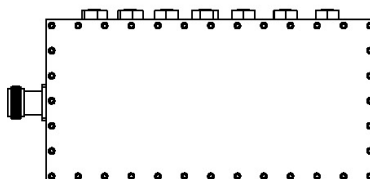
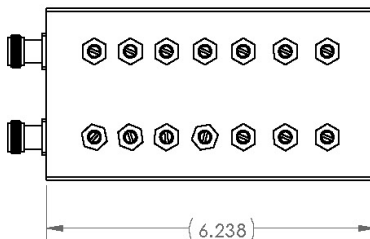
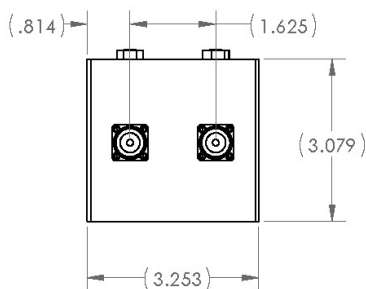
Mechanical

Connector Type: N-Type (F)
Dimensions: 6.24 x 3.25 x 3.08 inches

Environmental

Operating Temperature: -45 to +85° C
Storage Temperature: -55 to +95° C

Outline Drawing:





564 MHz Cavity Bandpass Filter

Part Number: AE564B11153



Plot:

RFQ-20140812-563r8-V1

