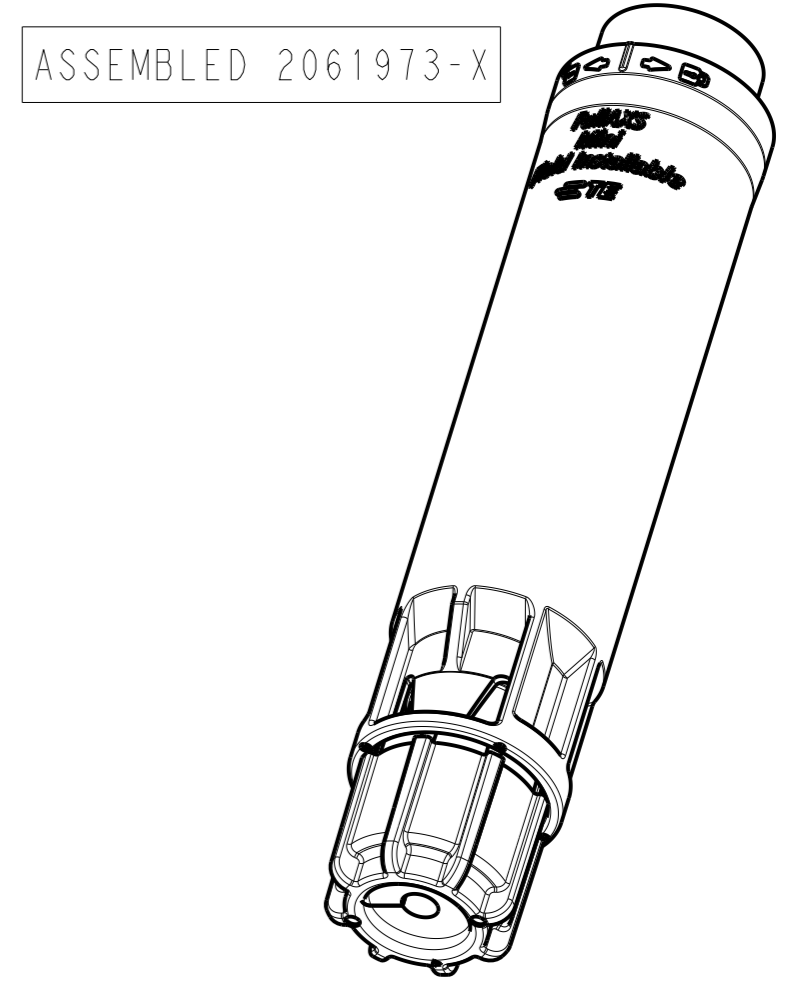
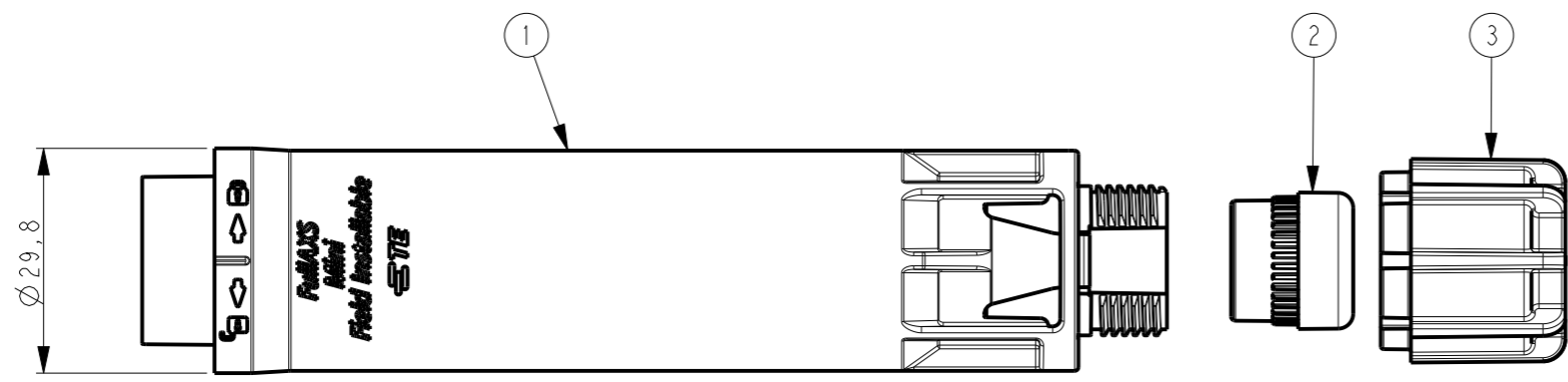
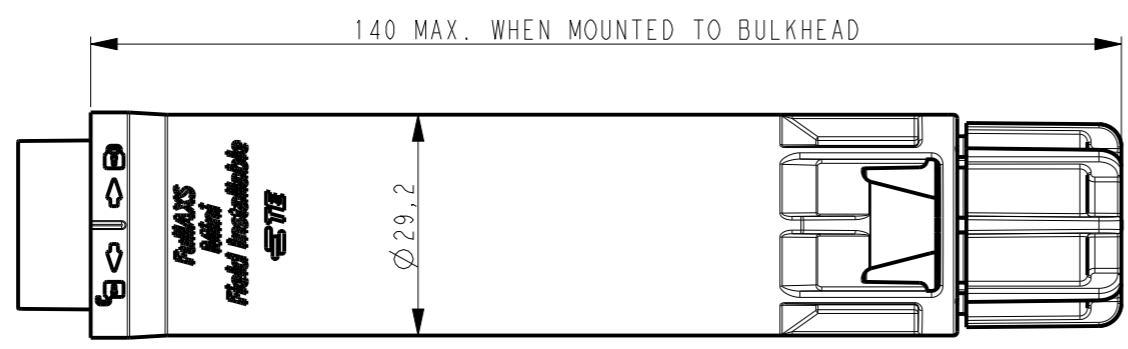


THIS DRAWING IS UNPUBLISHED. RELEASED FOR PUBLICATION 20
 © COPYRIGHT 20 BY - ALL RIGHTS RESERVED.

REVISIONS				
P	LTR	DESCRIPTION	DATE	APVD
	C2	REVISED	29MAR2021	BW

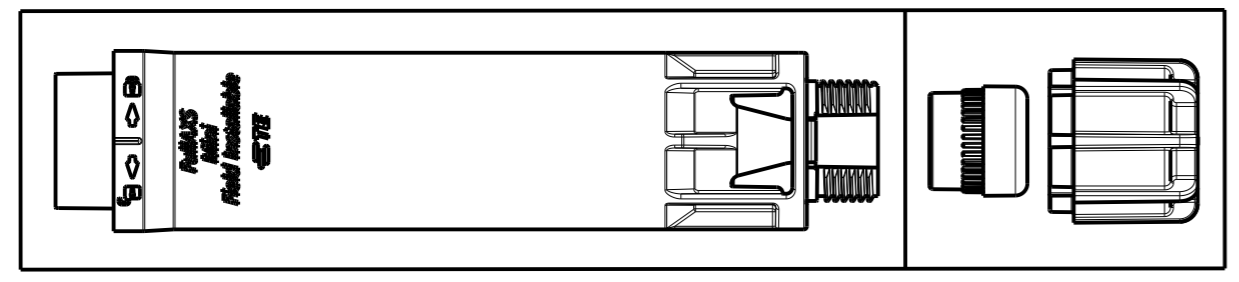
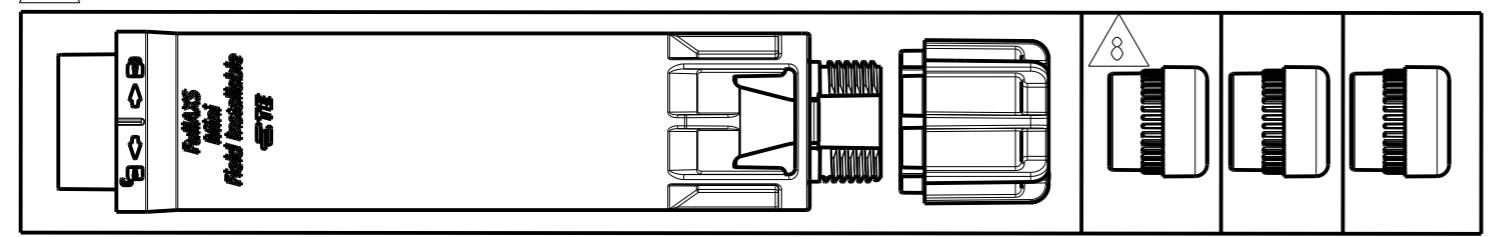


ASSEMBLED 2061973-X

NOTES:

1. THIS FULLPROOF FIELD INSTALL KIT SHOULD BE USED WITH RUGGEDIZED CABLE AND RUGGED FAN-OUT CONSTRUCTION
NO 900 MICRON TERMINATIONS TO BE USED
2. CABLE DIAMETER RANGE: SEE TABLE
3. THE FLAMMABILITY RATING OF THE MATERIAL IS UL94-V0
4. THE MATERIAL IS HALOGEN FREE ACCORDING IEC 60754-2
5. EACH ASSEMBLY IS PACKED IN A PROTECTIVE SLEEVE
- GLAND SEAL AND NUT ARE SEPARATELY SEALED
6. AN INSTRUCTION SHEET IS PACKED WITH EACH FIELD INSTALL KIT
7. FITS TE CONNECTIVITY FULLAXS MINI BULKHEAD 2061981-X
8. 2061973-4 INCLUDES THREE SEALS IN THE PACKAGING

TE Part Number	Cable Diameter
2061973-1	4.8±0.2 mm
2061973-2	5.0±0.2 mm
2061973-3	7.0±0.2 mm
8 2061973-4	4.8±0.2 mm
	6.0±0.2 mm
	7.0±0.2 mm




PROTECTIVE SLEEVE PACKAGING
SCALE 4:5

THIS DRAWING IS A CONTROLLED DOCUMENT.

DIMENSIONS:	TOLERANCES UNLESS OTHERWISE SPECIFIED:
mm	
	0 PLC ±0,5
	1 PLC ±0,25
	2 PLC ±0,03
	3 PLC ±0,005
	4 PLC ±0,0010
	ANGLES ±1
MATERIAL	FINISH
-	-
-	-

Item	Description	Qty
3	FullPROOF MINI FIELD INSTALL NUT FOR CABLE GLAND	1
2	FullPROOF MINI FIELD INSTALL CABLE GLAND SEAL	1
1	FullPROOF140 MINI FIELD INSTALL COUPLING	1

THIS DRAWING IS A CONTROLLED DOCUMENT.

DWN R. COOLEN 10APR2015	 TE Connectivity
CHK M. SCHOLTEN 10APR2015	
APVD S. BORGAS 10APR2015	
PRODUCT SPEC	
APPLICATION SPEC	NAME FullPROOF140 MINI FIELD INSTALL KIT
WEIGHT -	SIZE A3
CUSTOMER DRAWING	CAGE CODE -
	DRAWING NO. C-2061973
	RESTRICTED TO -
	SCALE 1:2
	SHEET 1 OF 1
	REV C2