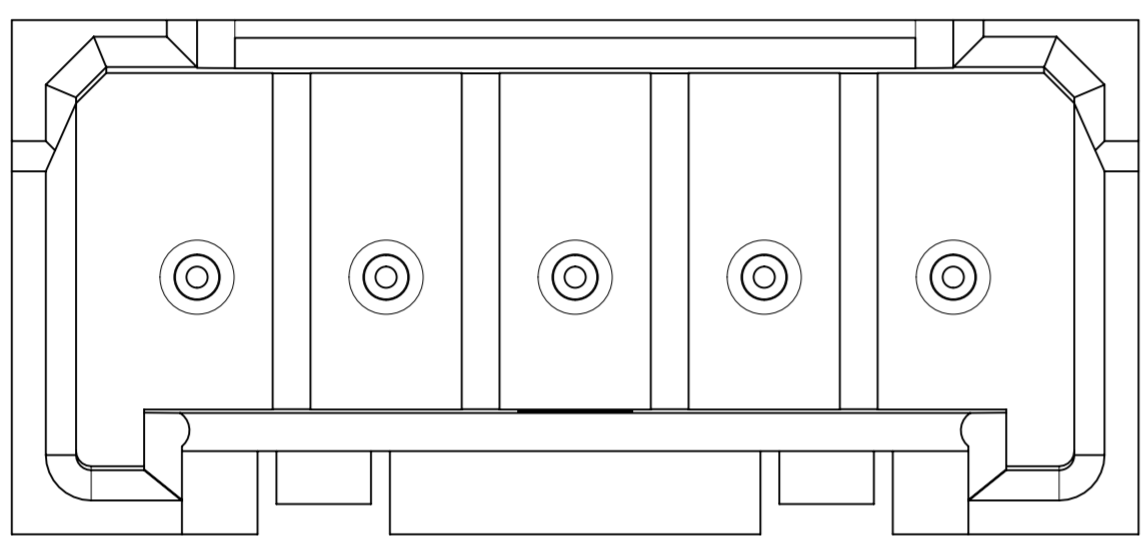
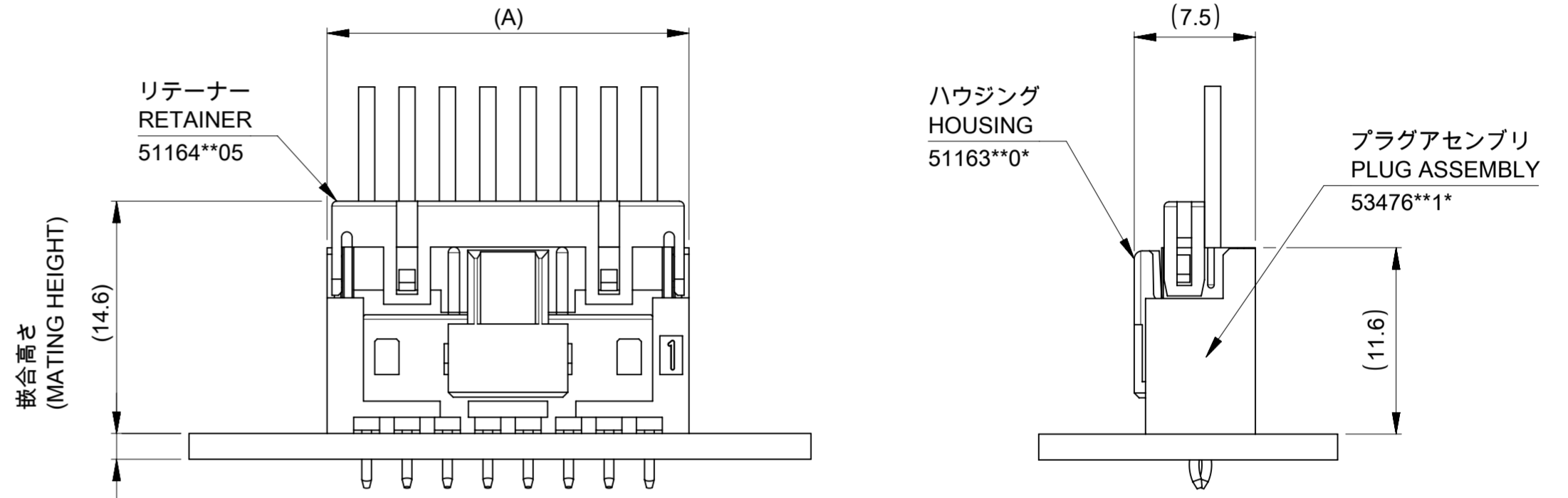


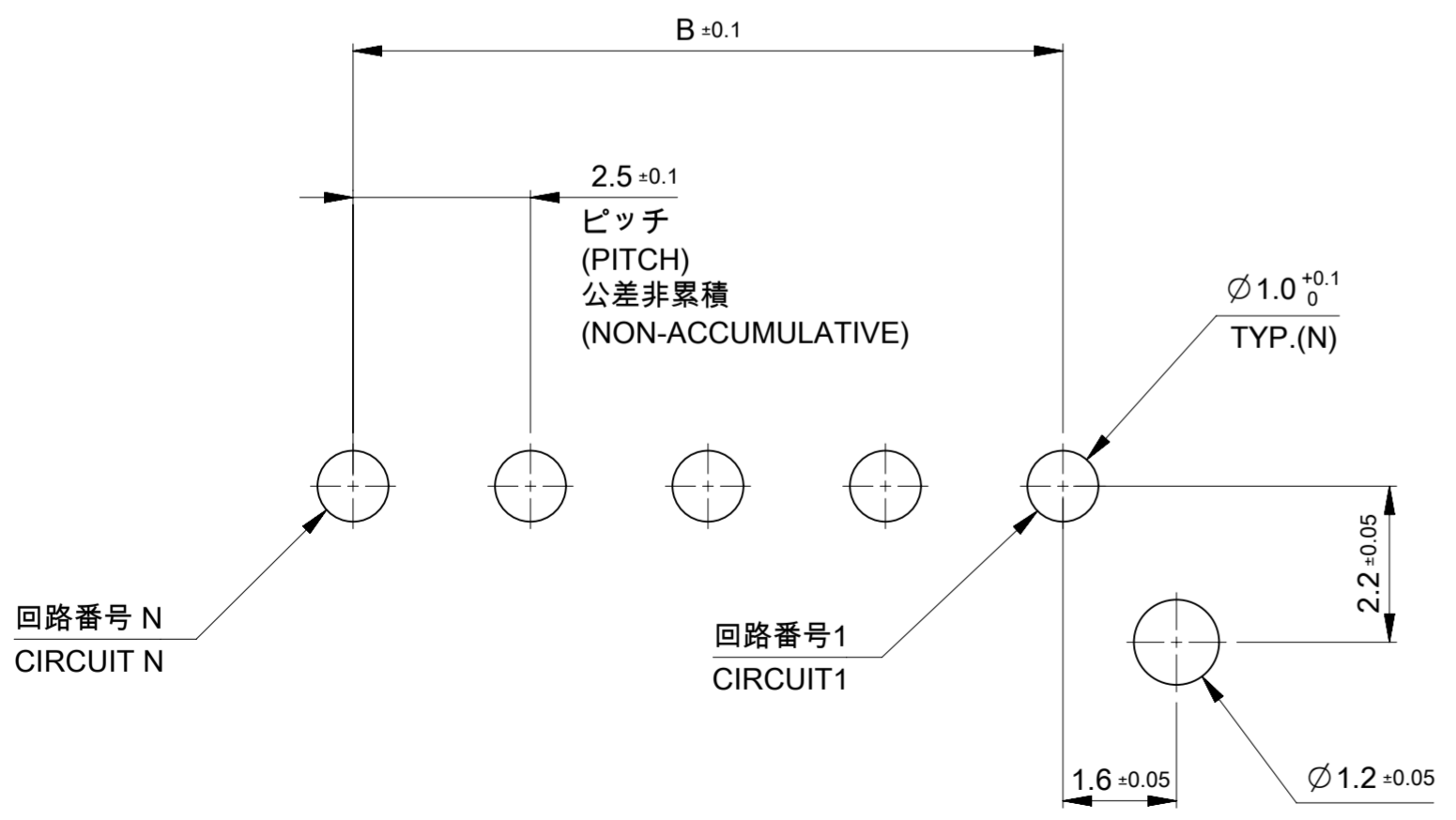
ロック形状図
LOCK CONFIGURATION



製品レイアウト
PRODUCT LAYOUT



嵌合図
MATED CONNECTORS



基板取付穴推奨寸法(マウント面)
RECOMMENDED PCB HOLE DIMENSION
(MOUNTING SIDE), (t=1.6)

THIS DRAWING CONTAINS INFORMATION THAT IS PROPRIETARY TO MOLEX ELECTRONIC TECHNOLOGIES, LLC AND SHOULD NOT BE USED WITHOUT WRITTEN PERMISSION									
DIMENSION UNITS	SCALE	CURRENT REV DESC:							
mm	NTS								
GENERAL TOLERANCES (UNLESS SPECIFIED)					MINI-LOCK 2.5 W/B SINGLE ROW VERTICAL PLUG ASSEMBLY				
ANGULAR TOL	± 3.0°	EC NO: 659548			PRODUCT CUSTOMER DRAWING				
4 PLACES	± 0.2	DRWN: RWATANABE01	2021/03/30	DOCUMENT NUMBER					
3 PLACES	± 0.2	CHK'D: AIDA	2021/04/06	534760000-SD					
2 PLACES	± 0.2	APPR: SAKIYAMA	2021/04/06	DOC TYPE DOC PART REVISION					
1 PLACE	± 0.2	INITIAL REVISION:			PSD 000 B				
0 PLACES	± 0.2	DRWN: RWATANABE01	2020/11/16	MATERIAL NUMBER					
DRAFT WHERE APPLICABLE MUST REMAIN WITHIN DIMENSIONS		APPR: SAKIYAMA	2020/11/20	SERIES		CUSTOMER		SHEET NUMBER	
		THIRD ANGLE PROJECTION		DRAWING	SERIES	GENERAL		2 OF 2	
				A2-SIZE	53476				