

SVB series

- Low ESR
- High voltage, Long life
- 125°C, 2000 to 4000 hours
- For automotive modules and other high temperature applications
- AEC-Q200 Compliant
- RoHS Compliant



SPECIFICATIONS

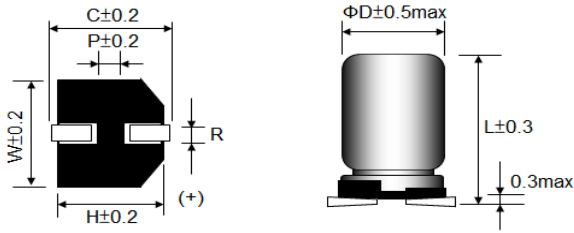
Items	Conditions	Characteristics	
Capacitance Temperature Range	-	-55°C ~ + 125°C	
Rated Voltage Range	-	16 ~ 125V	
Capacitance Tolerance	at 20°C, 120Hz	±20%(M)	
Surge Voltage	at 15 ~ 35°C	Rated voltage x 1.15V	
Leakage Current	at 20°C after 2 minutes	I ≤ 0.01CV or 3(μA) Whichever is greater measured, after 2 minutes application of rated working voltage at +20°C. Please see the attached characteristics list	
Dissipation Factor (tan δ)	at 20°C, 120Hz	Please see the attached characteristics list	
Endurance	The following specifications shall be satisfied when the capacitors are restored to 20°C after the rated voltage is applied for 2000 to 4000 hours at 125°C. (Φ6.3=2000 hours; D≥Φ8=4000 hours)	Appearance	No significant damage
		Capacitance change	≤ ±30% of the initial value
		DF (tan δ)	≤ 200% of the initial specified value
		ESR	≤ 200% of the initial specified value
		Leakage current	≤ the initial specified value
Damp Heag (Steady State)	The following specifications shall be satisfied when the capacitors are restored to 20°C after subjecting them to store at 60°C, 90 to 95% RH for 1000 hours, without DC applied.	Appearance	No significant damage
		Capacitance change	≤ ±30% of the initial value
		DF (tan δ)	≤ 200% of the initial specified value
		ESR	≤ 200% of the initial specified value
		Leakage current	≤ the initial specified value
Surge Voltage	The capacitors shall be subjected to 1000 cycles each consisting of charge with the surge voltages specified at 15~35°C for 30 seconds through aprotective resistor (R=1KΩ) and discharge for 5 minutes 30 seconds.	Appearance	No significant damage
		Capacitance change	≤ ±30% of the initial value
		DF (tan δ)	≤ 200% of the initial specified value
		ESR	≤ 200% of the initial specified value
		Leakage current	≤ the initial specified value

※ Note: If any doubt arises, measure the leakage current after following voltage treatment.
Voltage treatment: DC rated are applied to the capacitors for 120 minutes at 125°C.

Frequency Coefficient of Permissible Ripple Current

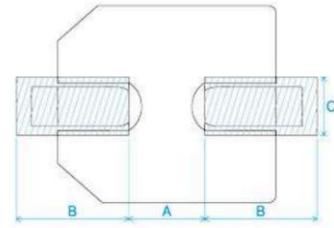
Frequency (Hz)	100 ≤ F < 1K	1K ≤ F < 10K	10K ≤ F < 100K	100K ≤ F
Capacitance(μF)				
4.7 < C ≤ 33	0.05	0.32	0.67	1.00
33 < C	0.10	0.35	0.70	1.00

DIMENSIONS(mm)



ΦD	L	W	H	C	R	P
6.3	7.7	6.6	6.6	7.3	0.5~0.8	2.1
8	10.5	8.3	8.3	9.0	0.7~1.1	3.2
10	10.5	10.3	10.3	11.0	0.7~1.3	4.5
10	12.5	10.3	10.3	11.0	0.7~1.3	4.5

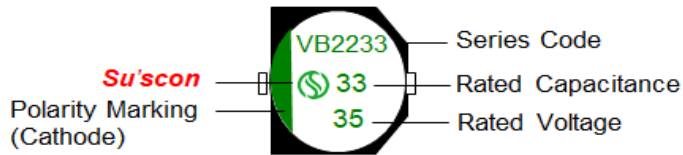
Land / Pad pattern



ΦD	A	B	C
Φ5	1	2.6	1.6
Φ6.3	1.4	3	1.6
Φ8	1.9	3.5	1.6
Φ10	3	3.5	2.5
Φ10(G)	3	3.5	2.5

"(G)" "Anti-vibration Structure"

MARKING



Electric Characteristics

Su'scon P/N	Cap. (uF)	Cap. Tol. (%)	Rate Volt. (V-DC)	Oper. Temp. (°C)	Nominal Case Size D*L(mm)	E.S.R 100K Hz Max(mΩ)	Leakage Current Max (uA)	D.F. Max (%)	R.C 100K Hz (mA rms)	Load Life (hours)
SVB025M101E7DPE50V00A	100	±20	25	125	6.3*7.7	30	25	16	1400	2000
SVB063M330FABPE50V00A	33	±20	63	125	8*10.5	30	21	16	1200	4000
SVB050M680FABPE50V00A	68	±20	50	125	8*10.5	30	34	16	1250	4000
SVB025M221FABPE50V00A	220	±20	25	125	8*10.5	27	55	16	1600	4000
SVB050M101GABPE50V00A	100	±20	50	125	10*10.5	28	50	16	1600	4000
SVB035M271GABPE50V00A	270	±20	35	125	10*10.5	20	95	16	2000	4000
SVB025M331GABPE50V00A	330	±20	25	125	10*10.5	20	83	16	2000	4000
SVB016M471GABPE50V00A	470	±20	16	125	10*10.5	20	75	16	2100	4000
SVB063M101GCBPE50V00A	100	±20	63	125	10*12.5	26	63	16	2000	4000

REMARKS:

- ESR Test: at 20°C, 100K Hz
- Leakage Current Test: at 20°C for 2 minutes
- Dissipation Factor Test: at 20°C, 120 Hz
- Ripple Current Test: at 125°C, 100 KHz
- Leakage Current: Initial specified value or less
- Special requirements; Conform to the AEC-Q200.
- When have characteristic requested: Load life & shelf life test and etc., judgment standard reference to our catalogue.

US Contact Information

Tony Yang

Lumimax Optoelectronic Technology

Tel: +1 510 241 9686

Mobile: +1 510 364 7157

Email: tony.yang@lumimaxusa.com

DONG GUAN KUAN KUN ELECTRONIC CO., LTD

YIN HE INDUSTRIAL ZONE, QING XI TOWN, TEL: +86-769- 87318000
DONG GUAN CITY, GUAN DONG CHINA (P.R.O.C) FAX: +86-769- 87318008

SVB-REV.1