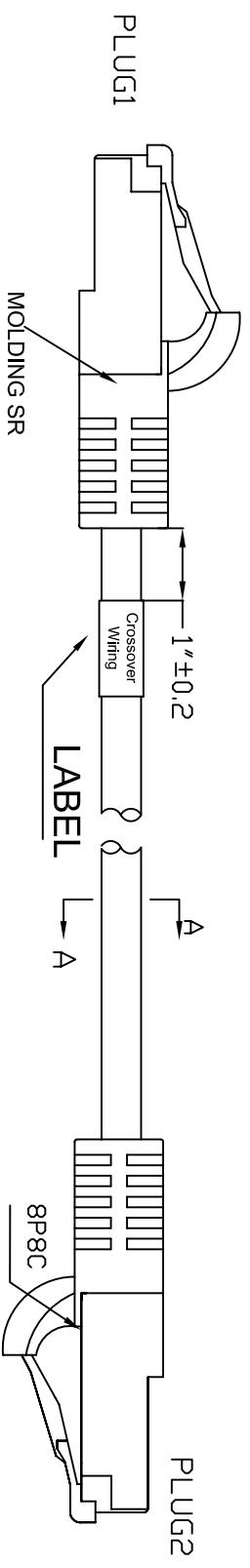
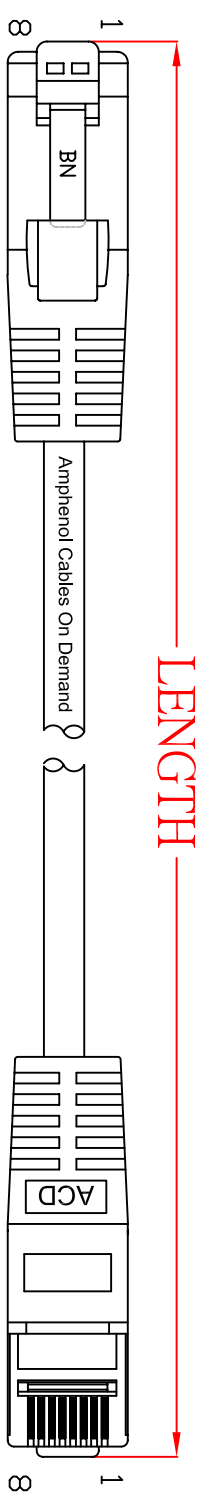


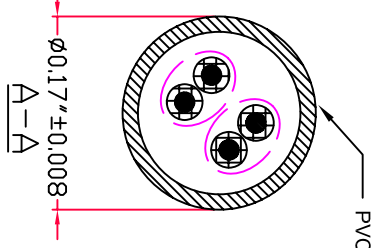
THE INFORMATION CONTAINED IN THIS DRAWING IS THE SOLE PROPERTY OF AMPHENOL CABLES ON DEMAND. ANY REPRODUCTION OR DISCLOSURE TO THIRD PARTIES IN PART OR WHOLE WITHOUT THE EXPRESS WRITTEN PERMISSION OF AMPHENOL CABLES ON DEMAND IS PROHIBITED.

REV.	DESCRIPTION	DATE	APPROVED
A	NEW RELEASE	31/07/06	
A1	Change Part Number	23/11/06	
A2	CHANGE INCLUDED SR TO BE CAP INCLUDED SR ADD LABEL	03/03/07	



LENGTH & P/N Table

LENGTH	P/N	COLOR
3FT±1 inch	MP-5XRJ45UNNR-003	Red
7FT±2 inch	MP-5XRJ45UNNR-007	Red
10FT±3 inch	MP-5XRJ45UNNR-010	Red
15FT±3 inch	MP-5XRJ45UNNR-015	Red



PIN OUT: cross-over		COLOR	
P1	P2	P1	P2
PIN1	PIN3	WHITE/ORANGE	
PIN2	PIN6	ORANGE	
PIN3	PIN1	WHITE/BLUE	
PIN6	PIN2	BLUE	



UNLESS OTHERWISE SPECIFIED DIMENSIONS ARE IN INCHES TOLERANCES ARE:		EAR NO.		APPROVALS		DATE		ASSEMBLY	
DECIMALS				DRAWN	LF	03/03/07			
.X	±X			CHECKED	BA	03/03/07			
.XX	±.XX			RESP ENG					
.XXX	±.XXX			MFG ENG					
THIRD ANGLE PROJECTION				SIZE	DWG. NO.	REV.			
				A	MP-5XRJ45UNNR-XXX	A2			

Amphenol Cables on Demand
20 VALLEY ST. ENDICOTT, NY 13760

ASM CBL RJ45/RJ45
CAT.5E XVR 2PR

NOTES: UNLESS OTHERWISE SPECIFIED

4 3 2 1

SCALE SHEET OF