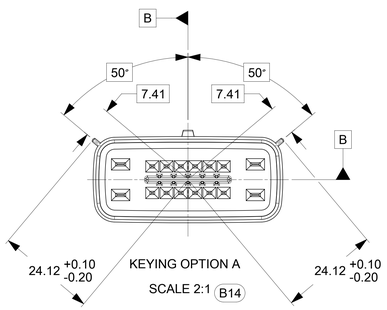

KEYING OPTION A
SCALE 2:1 (B14)

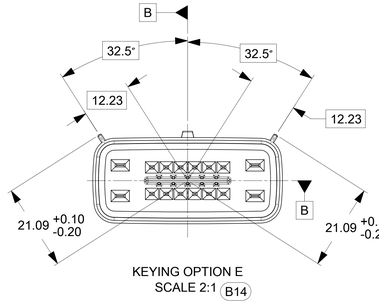

KEYING OPTION E
SCALE 2:1 (B14)

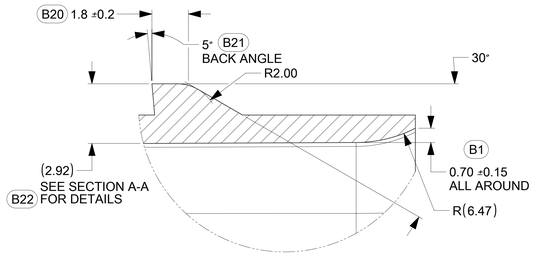

DETAIL F
SCALE 10:1

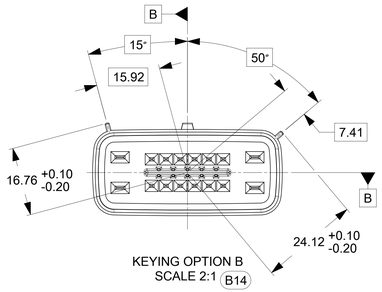

KEYING OPTION B
SCALE 2:1 (B14)

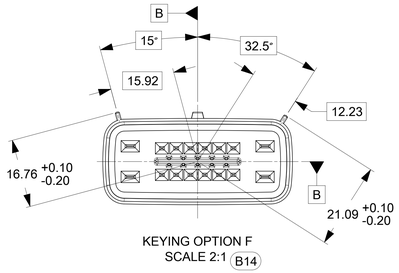

KEYING OPTION F
SCALE 2:1 (B14)

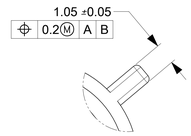

DETAIL C
SCALE 10:1
APPLIES 2X
SEE KEYING OPTION VIEWS
FOR POSITIONS

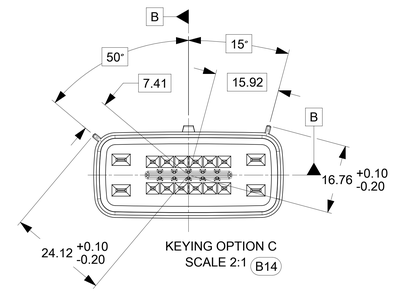

KEYING OPTION C
SCALE 2:1 (B14)

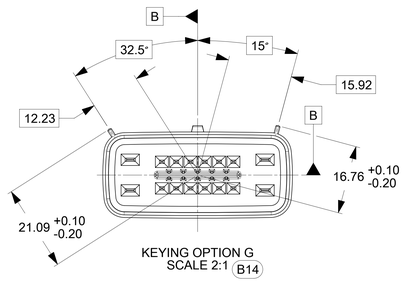

KEYING OPTION G
SCALE 2:1 (B14)

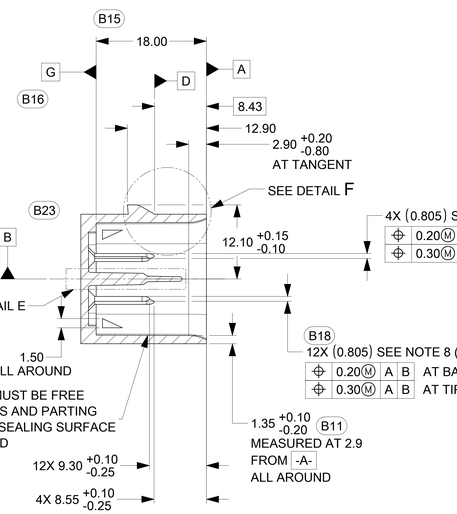

SECTION A-A

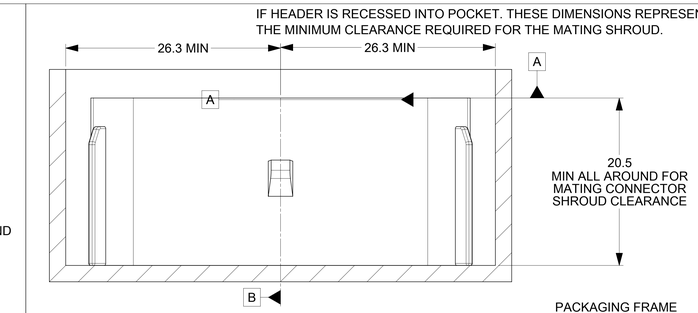

PACKAGING FRAME

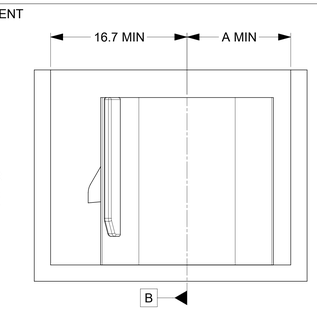

Connector Description	DIMENSION A
CONNECTOR WITHOUT CLIP-SLOT	12.7
CONNECTOR WITH CLIP-SLOT	16.7

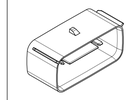

SCALE 1:1

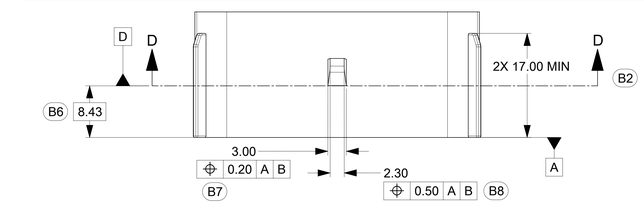

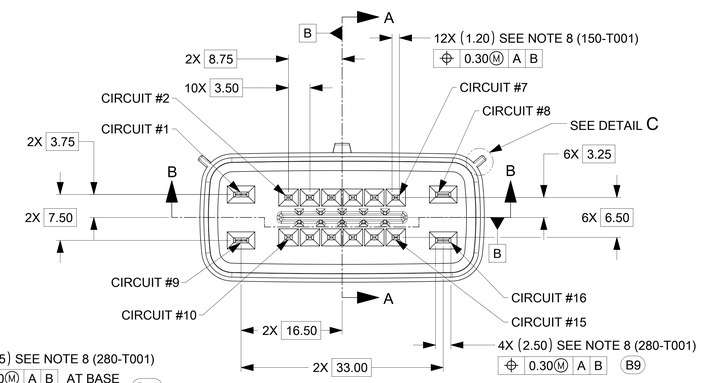

KEYING OPTION D
SCALE 2:1 (B14)

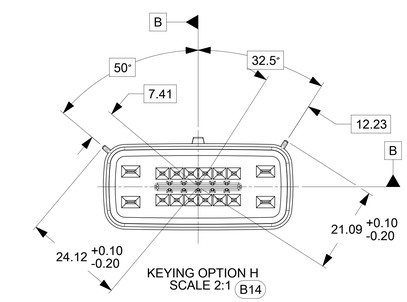

KEYING OPTION H
SCALE 2:1 (B14)

DETAIL E
SCALE 10:1 (B3)

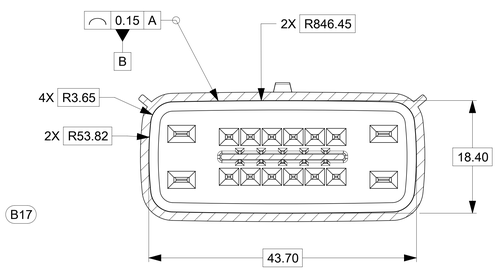

SECTION D-D
AT DATUM -D- (B5)
SCALE 3:1

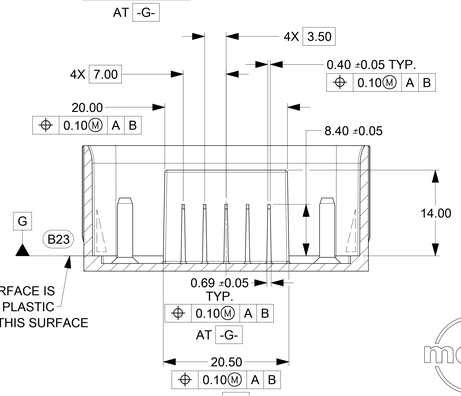

SECTION B-B (B4)
SCALE 3:1

CONSTRUCTION BELOW THIS SURFACE IS
NOT CONTROLED BY EWCAP. NO PLASTIC
FEATURES MAY EXTEND ABOVE THIS SURFACE

NOTES: UNLESS OTHERWISE SPECIFED

1. DRAFT ANGLE PERMISSIBLE 0.25° MAXIMUM.
2. ALL DIMENSIONS SHOWN IN MILLIMETERS.
3. DIMENSIONING AND TOLERANCING PER ASME Y14.5M-1994
4. RADII ON ALL CORNERS SHOWN SHARP OR ALL UNSPECIFED RADII: 0.25 EXCEPT AS NOTED.
5. STANDARD COLORS FOR POLARIZATION (SEE CHART). DEVATION REQUIRES APPROVAL OF AUTHORIZED PERSON.
6. A FULL SHROUD ON THE MATING CONNECTOR IS REQUIRED TO INSURE THAT THE CONNECTOR-HEADER POLARIZATION FEATURES (OPTIONS A THRU H) WILL FUNCTION. THE SHROUD ALSO PREVENTS SCOOP DAMAGE TO THE HEADER PINS. REFER TO "SAE/USCAR-12 CONNECTOR DESIGN GUIDE LINES" FOR ADDITIONAL INFORMATION.
7. REFER TO USCAR/EWCAP PART LIST AS FOUND ON WEBSITE http://www.uscarteams.org

(B13) 8. FOR BLADE TERMINAL DESIGN INFORMATION SEE EWCAP DWG. # EWCAP-001

(B12) 9. THIS IS A 100% CAD GENERATED PART. THE CAD MATHEMATICAL DATA IS THE MASTER FOR THIS PART. FOR DIMENSIONAL OR ANY INFORMATION NOT SHOWN ON THIS DRAWING, ANALYZE THE CAD MODEL.

999-S-016-2-H01	H	YELLOW
999-S-016-2-G01	G	YELLOW
999-S-016-2-F01	F	YELLOW
999-S-016-2-E01	E	YELLOW
999-S-016-2-D01	D	BLACK
999-S-016-2-C01	C	DARK GREY
999-S-016-2-B01	B	GREY
999-S-016-2-A01	A	BLACK
EWCAP PIN	OPTION	MATING CONNECTOR COLOR

162	C	CHARTED DIMENSION ADDED FOR WITH AND WITHOUT CLIPSLOT	8-3-20	GE	MV
088	B23	ADDED DRAFT DIRECTION SYMBOL	3-25-11		
088	B22	ADDED REF DIMENSION FOR	3-11-11		
		LATCH HEIGHT			
088	B21	REMOVED THE WORD "OPTION"	3-11-11		
		AT VIEW OF BACK ANGLE			
088	B20	CHANGED FROM 1.79 TO 1.80	3-11-11		
088	B19	ADDED 4X (0.805) 0.20Ⓜ A B AT BASE	1-14-11		
		AND 0.30Ⓜ A B AT TIP FOR 2.8			
		BLADE TERMINALS			
088	B18	CHANGED 16X TO 12X FOR THE 1.5	1-14-11		
		BLADE TERMINALS			
088	B17	UPDATED CONNECTOR COLORS	1-14-11		
088	B16	ADDED -G-	5-04-10		
088	B15	REMOVED // 0.10Ⓜ A B	5-04-10		
088	B14	REMOVED SHORTING BAR NOTE	5-04-10		
088	B13	UPDATED NOTE 8 REMOVED REV F	5-04-10		
088	B12	ADDED NOTE 9	5-04-10		
088	B11	ADDED DIM 1.35+0.10/-0.20 MEASURED	5-04-10		
		AT 2.9 FROM -A- ALL AROUND			
088	B10	ADDED SEE NOTE 8	5-04-10		
088	B9	2.50 WAS 2.80, ADDED (280-T001)	5-04-10		
088	B8	ADDED 0.50 A B	5-04-10		
088	B7	ADDED 0.20 A B	5-04-10		
088	B6	ADDED DIM 8.43	5-04-10		
088	B5	ADDED SEC C-C	5-04-10		
088	B4	UPDATED SEC B-B	5-04-10		
088	B3	ADDED DETAIL D	5-04-10		
088	B2	ADDED SEC C-C	5-04-10		
088	B1	ADDED DIM 0.70±0.15 ALL AROUND	5-04-10		
088	B	RELEASED	5-04-10	KC	MV
CHANGE SERIAL NUMBER	LET	REVISION RECORD	DATE	DWN	CHK

TOLERANCES (UNLESS OTHERWISE SPECIFIED)
DIMENSIONS ARE IN MILLIMETERS
ANGLES ±3°
X ±0.2 XX ±0.10

THIRD ANGLE PROJECTION

EWCAP

SCALE 4 - 1 | DRAWN BY G.ELLIOTT | CHECKED BY M.VANSLAMBROUCK | DATE 08-03-20

TITLE
DIRECT CONNECT INTERFACE
16 WAY (2 X 8) 1.5MM SEALED MALE

SHEET - OF - | DRAWING NUMBER 999-S-016-2-Z02 | SIZE E | DO NOT SCALE DRAWING COMPUTER AIDED DRAWING | REVISION LEVEL C

33476

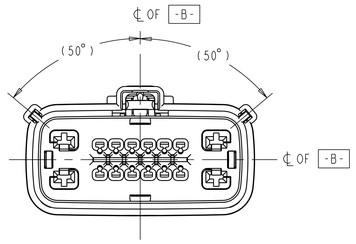

KEYING OPTION A
SCALE 2:1

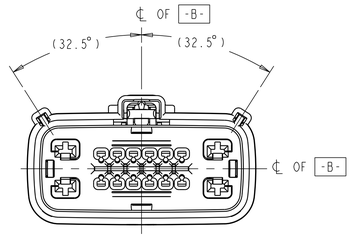

KEYING OPTION E
SCALE 2:1

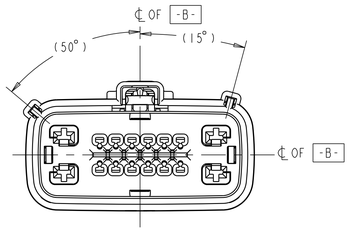

KEYING OPTION B
SCALE 2:1

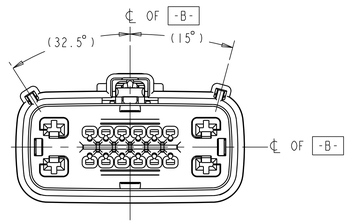

KEYING OPTION F
SCALE 2:1

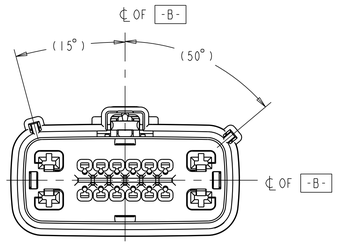

KEYING OPTION C
SCALE 2:1

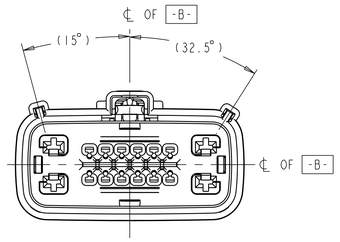

KEYING OPTION G
SCALE 2:1

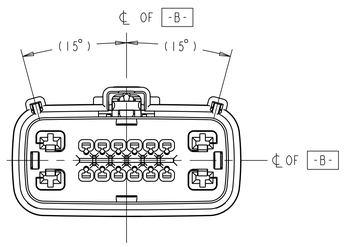

KEYING OPTION D
SCALE 2:1

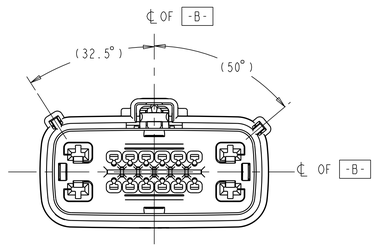

KEYING OPTION H
SCALE 2:1

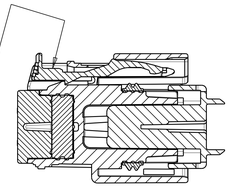

SECTION **B-B**
(RECEPTACLE INSERT WITH SHORTING BAR
SHOWN IN PRE-LOCK)
SEE NOTE #2

CPA TO BE INSTALLED
IN PRE-LOCK POSITION
AS SHOWN IN BOTH VIEWS,
SEE NOTE #5

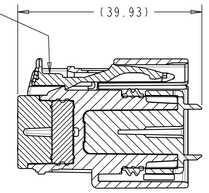

SECTION **B-B**
(RECEPTACLE INSERT WITH SHORTING BAR
SHOWN IN FULL-LOCK)
SEE NOTE #2

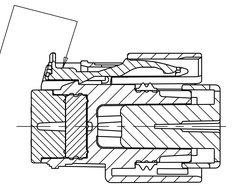

SECTION **B-B**
(RECEPTACLE INSERT SHOWN IN
PRE-LOCK POSITION)
SEE NOTE #2

CPA TO BE INSTALLED
IN PRE-LOCK POSITION
AS SHOWN IN BOTH VIEWS,
SEE NOTE #5

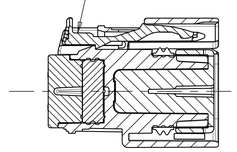

SECTION **B-B**
(RECEPTACLE INSERT SHOWN IN
FULL-LOCK POSITION)
SEE NOTE #2

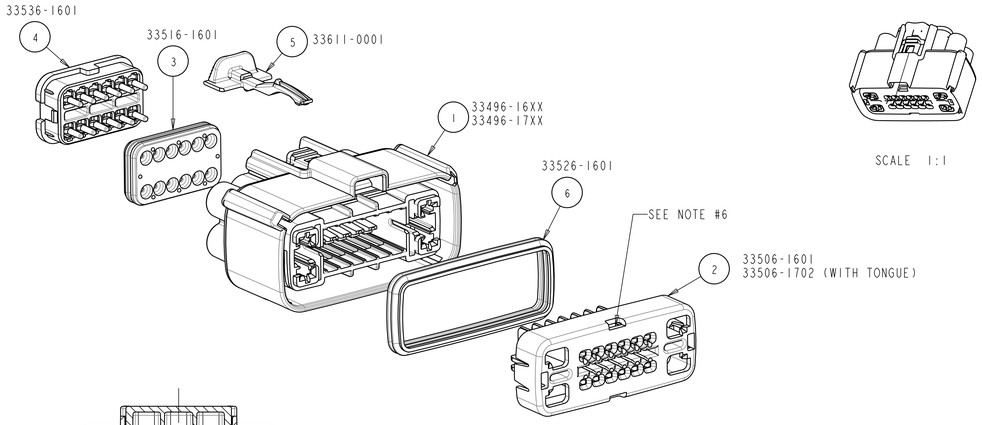

SCALE 1:1

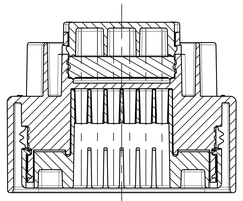

SECTION **A-A**

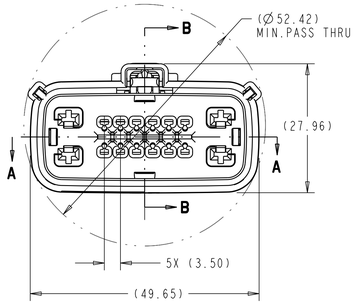

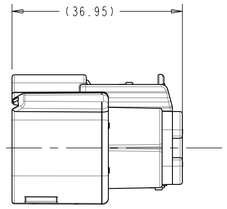

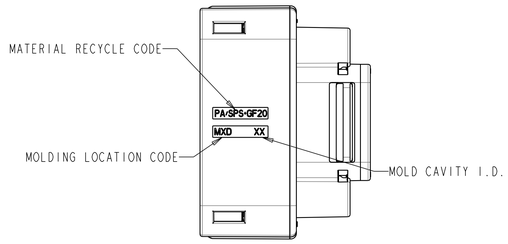

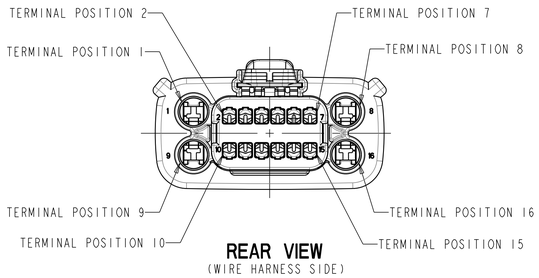

REAR VIEW
(WIRE HARNESS SIDE)

NOTES: UNLESS OTHERWISE SPECIFIED

1. DESIGNED TO MATE WITH BLADE HOUSING ASSEMBLY SPECIFIED IN CHARTED DRAWING E-33486-161 OR DEVICE CONNECTION AS SPECIFIED IN DRAWING E-33586-161. SEE CHART
2. ASSEMBLY SHIPPED WITH RECEPTACLE INSERT IN PRE-LOCK POSITION (SEE SECTION B-B PRE-LOCK). UPON FULL TERMINAL ASSEMBLY, EACH RECEPTACLE INSERT MUST BE SNAPPED INTO ITS FINAL-LOCK POSITION.
3. FOR 1.5mm RECEPTACLE TERMINALS TO BE USED WITH THIS ASSEMBLY, SEE MOLEX DRAWING E-33012-001. FOR FORD 2.8mm FEMALE RECEPTACLE SEE CHART.
4. SYSTEM TO BE USED WITH WIRE WITHIN ∅ RANGE OF 1.2mm TO 2.4mm.
5. OPTIONAL CPA SHOWN IN ALL VIEWS. SEE TABLES FOR SPECIFIC ASSEMBLY OPTION AND NUMBER. CPA MUST BE INSERTED TO THE PRE-LOCK POSITION, AS SHOWN IN SECTION B-B. WHEN CORRECTLY SEATED THE CPA DOES NOT MOVE, FREELY.
6. SERVICE WITH SCREWDRIVER.
7. REFER TO SHEET # 2 OF THIS DRAWING FOR ALL PART NUMBER CONFIGURATION OPTIONS.
8. REFER TO ASSEMBLY DRAWING E-33476-181 FOR RECEPTACLE WITH CLIP SLOT OPTIONS.

9a. ENGAGEMENT FORCE- NO TERMINALS (PRE TO FINAL): 15N MIN.
b. ENGAGEMENT FORCE- WITH TERMINALS (PRE TO FINAL): 60N MAX.
c. DISENGAGEMENT FORCE- WITH TERMINALS (FINAL TO PRE): 18N MIN. 60N MAX.
d. PARTIALLY INSTALLED TERMINAL DETECTION - 80N MIN OR 40N GREATER THAN (b) WHICHEVER IS GREATER.
e. REMOVAL FORCE - WITH TERMINALS (FINAL TO OUT OF CONNECTOR): 25N MIN.

TYCO 2.8mm CABLE SEAL TERMINAL	
FORD P/N FEMALE RECEPTACLE	GRIP SIZE
1F1T-14474-KA	12
1F1T-14474-JA	14
1F1T-14474-HA	16
1F1T-14474-GA	18
1F1T-14474-FA	20
1F1T-14474-EA	22

EC NO: UAU2005-0053
DRWN: D.GRIFFITHS 08-11-04
CH'K: D.GRIFFITHS 08-11-04
APPR: D.GRIFFITHS 08-11-04
DESCRIPTION

REV: N

QUALITY SYMBOLS: ▼ =0; (C) =0

GENERAL TOLERANCES (UNLESS SPECIFIED)

	mm	INCH
4 PLACES	± --	± --
3 PLACES	± --	± --
2 PLACES	± 0.10	± --
1 PLACE	± 0.3	± --
ANGULAR	± 3°	

SCALE 2:1
DESIGN UNITS mm
DIMENSION STYLE mm
THIRD ANGLE PROJECTION
REVISE ON CAD ONLY

TITLE: 1.5mm/2.8mm HYBRID CONNECTOR, RCPT 2 ROW HOUSING, SEALED, 16 WAY

DRAWN BY	J. WESLEY	06-16-02
CHECKED BY	D.GRIFFITHS	07-09-02
APPROVED BY	F.HOLUB	07-09-02

MOLEX INCORPORATED

MATERIAL NO. -
DOCUMENT NO. SD-33476-161
SHEET NO. 1 OF 2

THIS DRAWING CONTAINS INFORMATION THAT IS PROPRIETARY TO MOLEX INCORPORATED AND SHOULD NOT BE USED WITHOUT WRITTEN PERMISSION

E

ASSEMBLY PART NUMBER	HOUSING PART NUMBER	COLOR	KEYING OPTION	MAT SEAL CAP	CAVITY TYPE & STATUS (X = PLUGGED)												CPA	INTERFACE SEAL	MAT SEAL	INSERT/TPA	MATES WITH SEE NOTE #1
					2	3	4	5	6	7	10	11	12	13	14	15					
33476-1601	33496-1601	BLACK	A	33536-1601													-	33526-1601	33516-1601	33506-1601	
33476-1602	33496-1602	LT.GRAY	B	33536-1601													-	33526-1601	33516-1601	33506-1601	
33476-1603	33496-1603	BROWN	C	33536-1601													-	33526-1601	33516-1601	33506-1601	
33476-1604	33496-1604	GREEN	D	33536-1601													-	33526-1601	33516-1601	33506-1601	
33476-1605	33496-1605	CUSTOM	TBD	33536-1601													-	33526-1601	33516-1601	33506-1601	
33476-1606	33496-1601	BLACK	A	33536-1601													33611-0001	33526-1601	33516-1601	33506-1601	
33476-1607	33496-1602	LT.GRAY	B	33536-1601													33611-0001	33526-1601	33516-1601	33506-1601	
33476-1608	33496-1603	BROWN	C	33536-1601													33611-0001	33526-1601	33516-1601	33506-1601	
33476-1609	33496-1604	GREEN	D	33536-1601													33611-0001	33526-1601	33516-1601	33506-1601	
33476-1610	33496-1605	CUSTOM	TBD	33536-1601													33611-0001	33526-1601	33516-1601	33506-1601	
33476-1611	33496-1601	BLACK	A	33536-1601	X												-	33526-1601	33516-1601	33506-1601	
33476-1612	33496-1602	LT.GRAY	B	33536-1601	X												-	33526-1601	33516-1601	33506-1601	
33476-1613	33496-1603	BROWN	C	33536-1601	X												-	33526-1601	33516-1601	33506-1601	
33476-1614	33496-1604	GREEN	D	33536-1601	X												-	33526-1601	33516-1601	33506-1601	
33476-1615	33496-1605	CUSTOM	TBD	33536-1601	X												-	33526-1601	33516-1601	33506-1601	
33476-1616	33496-1601	BLACK	A	33536-1601	X												33611-0001	33526-1601	33516-1601	33506-1601	
33476-1617	33496-1602	LT.GRAY	B	33536-1601	X												33611-0001	33526-1601	33516-1601	33506-1601	
33476-1618	33496-1603	BROWN	C	33536-1601	X												33611-0001	33526-1601	33516-1601	33506-1601	
33476-1619	33496-1604	GREEN	D	33536-1601	X												33611-0001	33526-1601	33516-1601	33506-1601	
33476-1620	33496-1605	CUSTOM	TBD	33536-1601	X												33611-0001	33526-1601	33516-1601	33506-1601	
33476-1621	33496-1601	BLACK	A	33536-1601	X											X	-	33526-1601	33516-1601	33506-1601	
33476-1622	33496-1602	LT.GRAY	B	33536-1601	X											X	-	33526-1601	33516-1601	33506-1601	
33476-1623	33496-1603	BROWN	C	33536-1601	X											X	-	33526-1601	33516-1601	33506-1601	
33476-1624	33496-1604	GREEN	D	33536-1601	X											X	-	33526-1601	33516-1601	33506-1601	
33476-1625	33496-1605	CUSTOM	TBD	33536-1601	X											X	-	33526-1601	33516-1601	33506-1601	
33476-1626	33496-1601	BLACK	A	33536-1601	X											X	33611-0001	33526-1601	33516-1601	33506-1601	
33476-1627	33496-1602	LT.GRAY	B	33536-1601	X											X	33611-0001	33526-1601	33516-1601	33506-1601	
33476-1628	33496-1603	BROWN	C	33536-1601	X											X	33611-0001	33526-1601	33516-1601	33506-1601	
33476-1629	33496-1604	GREEN	D	33536-1601	X											X	33611-0001	33526-1601	33516-1601	33506-1601	
33476-1630	33496-1605	CUSTOM	TBD	33536-1601	X											X	33611-0001	33526-1601	33516-1601	33506-1601	
33476-1641	33496-1601	BLACK	A	33536-1601	X	X	X	X	X	X	X	X	X	X	X	X	-	33526-1601	33516-1601	33506-1601	
33476-1651	33496-1601	BLACK	A	33536-1601	X	X			X								-	33526-1601	33516-1601	33506-1601	
33476-1661	33496-1601	BLACK	A	33536-1601		X			X								-	33526-1601	33516-1601	33506-1601	
33476-1671	33496-1601	BLACK	A	33536-1601					X								-	33526-1601	33516-1601	33506-1601	
33476-1701	33496-1701	BLACK	E	33536-1601													-	33526-1601	33516-1601	33506-1702	
33476-1702	33496-1702	LT.GRAY	F	33536-1601													-	33526-1601	33516-1601	33506-1702	
33476-1703	33496-1703	BROWN	G	33536-1601													-	33526-1601	33516-1601	33506-1702	
33476-1704	33496-1704	YELLOW	H	33536-1601													-	33526-1601	33516-1601	33506-1702	
33476-1706	33496-1704	YELLOW	H	33536-1601									X	X			33611-0001	33526-1601	33516-1601	33506-1702	33486-1706
33476-1707	33496-1704	YELLOW	H	33536-1601	X								X	X		X	33611-0001	33526-1601	33516-1601	33506-1702	33486-1707
33476-1708	33496-1704	YELLOW	H	33536-1601	X											X	33611-0001	33526-1601	33516-1601	33506-1702	33486-1708
33476-1709	33496-1704	YELLOW	H	33536-1601		X			X	X	X	X	X	X	X		33611-0001	33526-1601	33516-1601	33506-1702	33486-1709
33476-1710	33496-1704	YELLOW	H	33536-1601		X			X	X	X	X			X		33611-0001	33526-1601	33516-1601	33506-1702	33486-1710
33476-1711	33496-1704	YELLOW	H	33536-1601													33611-0001	33526-1601	33516-1601	33506-1702	33486-1710
33476-1712	33496-1704	YELLOW	H	33536-1601	X	X			X	X	X	X			X	X	33611-0001	33526-1601	33516-1601	33506-1702	33486-1712
33476-1801	33496-1601	BLACK	A	33536-1601						X				X			-	33526-1601	33516-1601	33506-1601	
33476-1811	33496-1601	BLACK	A	33536-1601	X	X			X	X				X			-	33526-1601	33516-1601	33506-1601	
33476-1821	33496-1601	BLACK	A	33536-1601					X	X				X			-	33526-1601	33516-1601	33506-1601	
33476-1831	33496-1601	BLACK	A	33536-1601	X	X			X			X					-	33526-1601	33516-1601	33506-1601	
33476-1842	33496-1602	LT.GRAY	B	33536-1601			X						X				-	33526-1601	33516-1601	33506-1601	
33476-1843	33496-1601	BLACK	A	33536-1601		X			X				X				-	33526-1601	33516-1601	33506-1601	
33476-1844	33496-1601	BLACK	A	33536-1601			X						X				-	33526-1601	33516-1601	33506-1601	
33476-1845	33496-1601	BLACK	A	33536-1601	X						X		X	X	X	X	-	33526-1601	33516-1601	33506-1601	
33476-1846	33496-1601	BLACK	A	33536-1601	X	X					X		X	X	X	X	-	33526-1601	33516-1601	33506-1601	
33476-1847	33496-1601	BLACK	A	33536-1601	X		X			X						X	-	33526-1601	33516-1601	33506-1601	
33476-1879	33496-1601	BLACK	A	33536-1601				X	X								-	33526-1601	33516-1601	33506-1601	
33476-1880	33496-1601	BLACK	A	33536-1601				X	X					X	X	X	-	33526-1601	33516-1601	33506-1601	
33476-1882	33496-1601	BLACK	A	33536-1601					X			X			X		-	33526-1601	33516-1601	33506-1601	
33476-1883	33496-1601	BLACK	A	33536-1601		X			X		X	X	X	X	X	X	-	33526-1601	33516-1601	33506-1601	
33476-1884	33496-1601	BLACK	A	33536-1601					X		X	X	X	X	X	X	-	33526-1601	33516-1601	33506-1601	
33476-1885	33496-1601	BLACK	A	33536-1601								X	X	X	X	X	-	33526-1601	33516-1601	33506-1601	
33476-1886	33496-1602	LT.GRAY	B	33536-1601				X						X	X	X	-	33526-1601	33516-1601	33506-1601	
33476-1887	33496-1602	LT.GRAY	B	33536-1601				X						X	X		-	33526-1601	33516-1601	33506-1601	
33476-1888	33496-1601	BLACK	A	33536-1601	X					X	X	X					-	33526-1601	33516-1601	33506-1601	
33476-1889	33496-1601	BLACK	A	33536-1601	X					X				X		X	-	33526-1601	33516-1601	33506-1601	
33476-1890	33496-1601	BLACK	A	33536-1601		X			X	X				X			-	33526-1601	33516-1601	33506-1601	
33476-2001	33496-1701	BLACK	E	33536-1601													-	33526-1601	33516-1601	33506-1702	
33476-2002	33496-1702	LT.GRAY	F	33536-1601													-	33526-1601	33516-1601	33506-1702	
33476-2003	33496-1703	BROWN	G	33536-1601													-	33526-1601	33516-1601	33506-1702	
33476-2004	33496-1704	YELLOW	H	33536-1601													-	33526-1601	33516-1601	33506-1702	
33476-2006	33496-1704	YELLOW	H	33536-1601									X	X			33611-0001	33526-1601	33516-1601	33506-1702	33486-1706
33476-2007	33496-1704	YELLOW	H	33536-1601	X								X	X		X	33611-0001	33526-1601	33516-1601	33506-1702	33486-1707
33476-2008	33496-1704	YELLOW	H	33536-1601	X											X	33611-0001	33526-1601	33516-1601	33506-1702	33486-1708
33476-2009	33496-1704	YELLOW	H	33536-1601		X			X	X	X	X	X	X	X		33611-0001	33526-1601	33516-1601	33506-1702	33486-1709
33476-2010	33496-1704	YELLOW	H	33536-1601		X			X	X	X	X			X		33611-0001	33526-1601	33516-1601	33506-1702	33486-1710
33476-2011	33496-1704	YELLOW	H	33536-1601													33611-0001	33526-1601	33516-1601	33506-1702	33486-1710
33476-2012	33496-1704	YELLOW	H	33536-1601	X	X			X	X	X	X			X	X	33611-0001	33526-1601	33516-1601	33506-1702	33486-1712

EC NO: UAU2005-0053
DRWN: D.GRIFFITHS 08-11-04
CH'K: D.GRIFFITHS 08-11-04
APPR: D.GRIFFITHS 08-11-04
DESCRIPTION

N
REV

QUALITY SYMBOLS
▼ =0
(C) =0

GENERAL TOLERANCES (UNLESS SPECIFIED)

	mm	INCH
4 PLACES	± --	± --
3 PLACES	± --	± --
2 PLACES	± 0.10	± --
1 PLACE	± 0.3	± --
ANGULAR	± 3°	

SCALE 2:1
DESIGN UNITS mm
THIRD ANGLE PROJECTION
REVISE ON CAD ONLY
DIMENSION STYLE mm

DRAWN BY J. WESLEY	DATE 06-16-02
CHECKED BY D.GRIFFITHS	DATE 07-09-02
APPROVED BY F.HOLUB	DATE 07-09-02

TITLE
1.5mm/2.8mm HYBRID CONNECTOR,
RCPT 2 ROW HOUSING,
SEALED, 16 WAY

MOLEX INCORPORATED

MATERIAL NO.	DOCUMENT NO.	SHEET NO.
-	SD-33476-161	2 OF 2

THIS DRAWING CONTAINS INFORMATION THAT IS PROPRIETARY TO MOLEX INCORPORATED AND SHOULD NOT BE USED WITHOUT WRITTEN PERMISSION

E

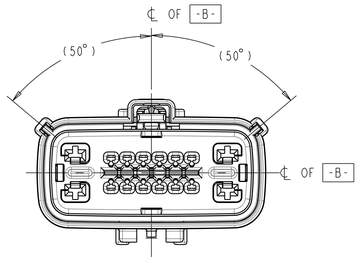

KEYING OPTION A
SCALE 2:1

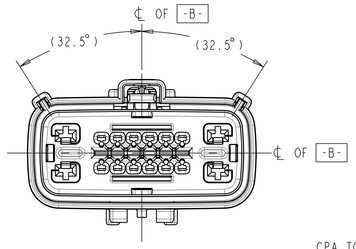

KEYING OPTION E
SCALE 2:1

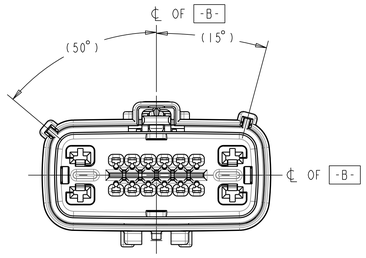

KEYING OPTION B
SCALE 2:1

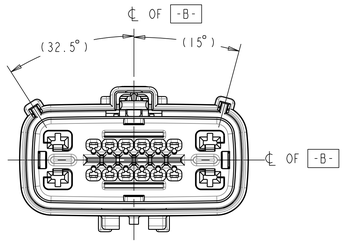

KEYING OPTION F
SCALE 2:1

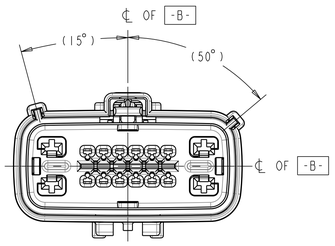

KEYING OPTION C
SCALE 2:1

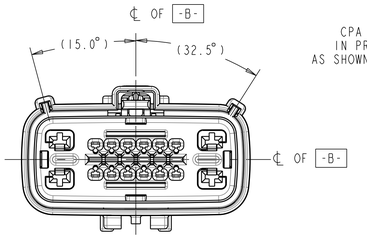

KEYING OPTION G
SCALE 2:1

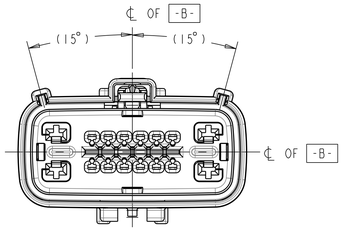

KEYING OPTION D
SCALE 2:1

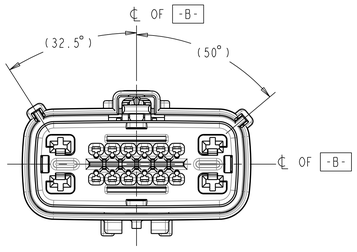

KEYING OPTION H
SCALE 2:1

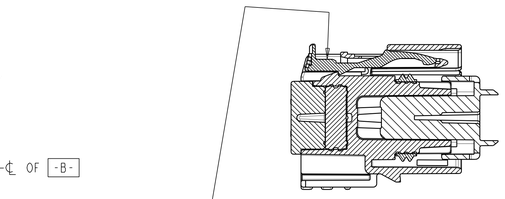

SECTION **B-B**
(RECEPTACLE INSERT WITH SHORTING BAR LIFTER SHOWN IN PRE-LOCK)
SEE NOTE #2

CPA TO BE INSTALLED IN PRE-LOCK POSITION AS SHOWN IN BOTH VIEWS, SEE NOTE #5

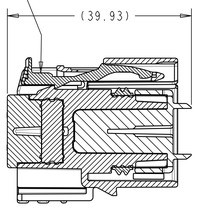

SECTION **B-B**
(RECEPTACLE INSERT WITH SHORTING BAR LIFTER SHOWN IN FULL-LOCK)
SEE NOTE #2

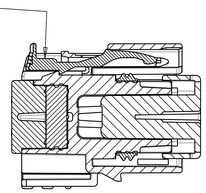

SECTION **B-B**
(RECEPTACLE INSERT SHOWN IN PRE-LOCK)
SEE NOTE #2

CPA TO BE INSTALLED IN PRE-LOCK POSITION AS SHOWN IN BOTH VIEWS, SEE NOTE #5

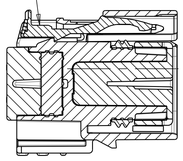

SECTION **B-B**
(RECEPTACLE INSERT SHOWN IN FULL-LOCK)
SEE NOTE #2

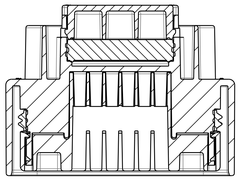

SECTION **A-A**

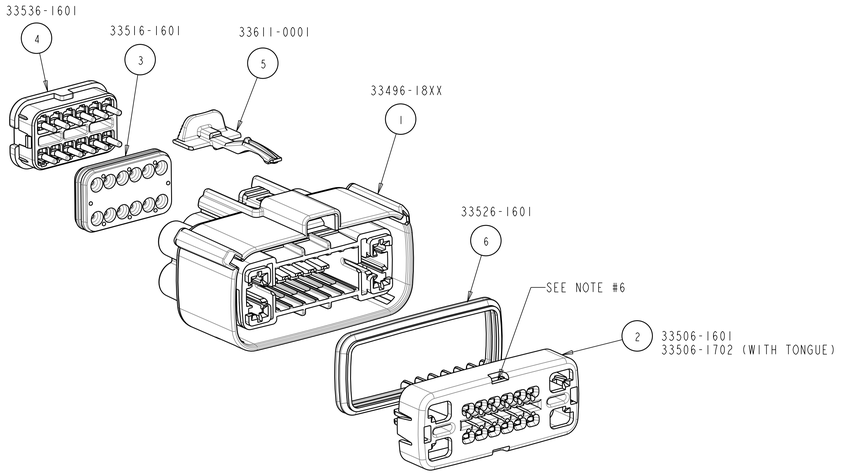

SCALE 1:1

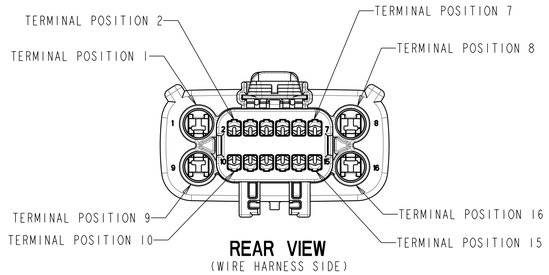

REAR VIEW
(WIRE HARNESS SIDE)

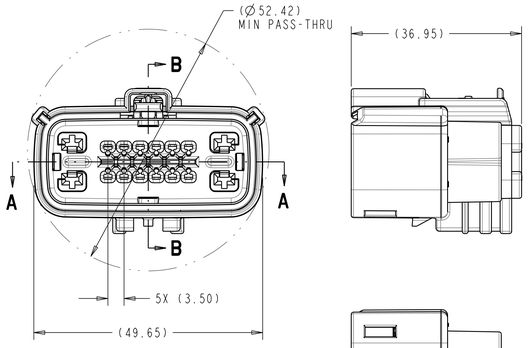

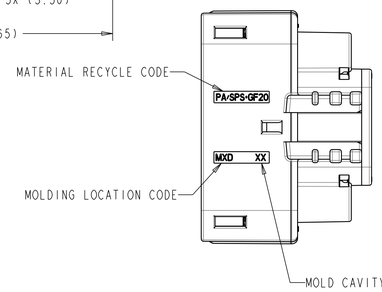

NOTES: UNLESS OTHERWISE SPECIFIED

1. DESIGNED TO MATE WITH BLADE HOUSING ASSEMBLY SPECIFIED IN CHARTED DRAWING E-33486-161 OR DEVICE CONNECTION AS SPECIFIED IN DRAWING E-33586-161. SEE CHART
2. ASSEMBLY SHIPPED WITH RECEPTACLE INSERT IN PRE-LOCK POSITION (SEE SECTION B-B PRE-LOCK). UPON FULL TERMINAL ASSEMBLY, EACH RECEPTACLE INSERT MUST BE SNAPPED INTO ITS FINAL-LOCK POSITION.
3. FOR 1.5mm RECEPTACLE TERMINALS TO BE USED WITH THIS ASSEMBLY, SEE MOLEX DRAWING E-33012-001. FOR FORD 2.8mm FEMALE RECEPTACLE SEE CHART.
4. SYSTEM TO BE USED WITH WIRE WITHIN Ø RANGE OF 1.2mm TO 2.4mm.
5. OPTIONAL CPA SHOWN IN ALL VIEWS. SEE TABLES FOR SPECIFIC ASSEMBLY OPTION AND NUMBER. CPA MUST BE INSERTED TO THE PRE-LOCK POSITION, AS SHOWN IN SECTION B-B. WHEN CORRECTLY SEATED THE CPA DOES NOT MOVE, FREELY.
6. SERVICE WITH SCREWDRIVER.
7. REFER TO TABLE ON SHEET 2 OF THIS DRAWING FOR ALL PART NUMBER CONFIGURATION OPTIONS.
8. REFER TO ASSEMBLY DRAWING E-33476-161 FOR RECEPTACLE WITHOUT CLIP SLOT OPTIONS.

9a. ENGAGEMENT FORCE- NO TERMINALS (PRE TO FINAL): 15N MIN.
b. ENGAGEMENT FORCE- WITH TERMINALS (PRE TO FINAL): 60N MAX.
c. DISENGAGEMENT FORCE- WITH TERMINALS (FINAL TO PRE): 18N MIN. 60N MAX.
d. PARTIALLY INSTALLED TERMINAL DETECTION - 80N MIN OR 40N GREATER THAN (b) WHICHEVER IS GREATER.
e. REMOVAL FORCE - WITH TERMINALS (FINAL TO OUT OF CONNECTOR): 25N MIN.

TYCO 2.8mm CABLE SEAL TERMINAL	
FORD P/N FEMALE RECEPTACLE	GRIP SIZE
1F1T-14474-KA	12
1F1T-14474-JA	14
1F1T-14474-HA	16
1F1T-14474-GA	18
1F1T-14474-FA	20
1F1T-14474-EA	22

EC NO: UAU2005-0053
DRWN: D.GRIFFITHS 08-11-04
CH'K: D.GRIFFITHS 08-11-04
APPR: D.GRIFFITHS 08-11-04
DESCRIPTION
REV: M

QUALITY SYMBOLS: ▼ =0 ; (C) =0

GENERAL TOLERANCES (UNLESS SPECIFIED)

	mm	INCH
4 PLACES	± --	± --
3 PLACES	± --	± --
2 PLACES	± 0.10	± --
1 PLACE	± 0.3	± --
ANGULAR	± 3°	

SCALE 2:1
DESIGN UNITS mm
THIRD ANGLE PROJECTION
REVISE ON CAD ONLY
DIMENSION STYLE mm

DRAWN BY	DATE	
D.GRIFFITHS	05-21-03	
CHECKED BY	DATE	
D.GRIFFITHS	05-21-03	
APPROVED BY	DATE	
D.GRIFFITHS	05-21-03	

TITLE
1.5mm/2.8mm HYBRID CONNECTOR, RCPT 2 ROW HOUSING w/ CLIP SLOT SEALED, 16 WAY

MOLEX INCORPORATED

MATERIAL NO.	DOCUMENT NO.	SHEET NO.
-	SD-33476-181	1 OF 2

THIS DRAWING CONTAINS INFORMATION THAT IS PROPRIETARY TO MOLEX INCORPORATED AND SHOULD NOT BE USED WITHOUT WRITTEN PERMISSION

E

ASSEMBLY PART NUMBER	HOUSING PART NUMBER	COLOR	KEYING OPTION	MAT SEAL CAP	CAVITY TYPE & STATUS (X = PLUGGED)												CPA	INTERFACE SEAL	MAT SEAL	INSERT/TPA
					2	3	4	5	6	7	10	11	12	13	14	15				
33476-1713	33496-1806	BLACK	E	33536-1601													-	33526-1601	33516-1601	33506-1702
33476-1841	33496-1801	BLACK	A	33536-1601													-	33526-1601	33516-1601	33506-1601
33476-1848	33496-1801	BLACK	A	33536-1601	X												33611-0001	33526-1601	33516-1601	33506-1601
33476-1849	33496-1801	BLACK	A	33536-1601													33611-0001	33526-1601	33516-1601	33506-1601
33476-1850	33496-1801	BLACK	A	33536-1601	X					X	X				X		-	33526-1601	33516-1601	33506-1601
33476-1851	33496-1807	LT.GRAY	F	33536-1601	X	X			X	X				X	X	X	-	33526-1601	33516-1601	33506-1702
33476-1852	33496-1807	LT.GRAY	F	33536-1601					X								-	33526-1601	33516-1601	33506-1702
33476-1853	33496-1807	LT.GRAY	F	33536-1601	X	X			X					X			-	33526-1601	33516-1601	33506-1702
33476-1854	33496-1807	LT.GRAY	F	33536-1601					X					X			-	33526-1601	33516-1601	33506-1702
33476-1855	33496-1807	LT.GRAY	F	33536-1601	X				X		X	X	X				-	33526-1601	33516-1601	33506-1702
33476-1856	33496-1807	LT.GRAY	F	33536-1601					X				X				-	33526-1601	33516-1601	33506-1702
33476-1857	33496-1807	LT.GRAY	F	33536-1601					X			X	X				-	33526-1601	33516-1601	33506-1702
33476-1858	33496-1807	LT.GRAY	F	33536-1601	X	X			X		X						-	33526-1601	33516-1601	33506-1702
33476-1859	33496-1807	LT.GRAY	F	33536-1601							X						-	33526-1601	33516-1601	33506-1702
33476-1860	33496-1807	LT.GRAY	F	33536-1601	X	X	X	X	X		X						-	33526-1601	33516-1601	33506-1702
33476-1861	33496-1801	BLACK	A	33536-1601	X	X	X					X	X		X		-	33526-1601	33516-1601	33506-1601
33476-1862	33496-1806	BLACK	E	33536-1601	X											X	-	33526-1601	33516-1601	33506-1702
33476-1875	33496-1806	BLACK	E	33536-1601							X	X			X		-	33526-1601	33516-1601	33506-1702
33476-1876	33496-1806	BLACK	E	33536-1601					X	X	X	X			X		-	33526-1601	33516-1601	33506-1702
33476-1877	33496-1806	BLACK	E	33536-1601											X	X	-	33526-1601	33516-1601	33506-1702
33476-1878	33496-1806	BLACK	E	33536-1601											X		-	33526-1601	33516-1601	33506-1702
33476-1881	33496-1801	BLACK	A	33536-1601					X	X				X			-	33526-1601	33516-1601	33506-1601
33476-1891	33496-1801	BLACK	A	33536-1601	X	X			X								-	33526-1601	33516-1601	33506-1601
33476-1892	33496-1806	BLACK	E	33536-1601	X	X									X	X	-	33526-1601	33516-1601	33506-1702
33476-1893	33496-1806	BLACK	E	33536-1601							X	X			X	X	-	33526-1601	33516-1601	33506-1702
33476-1894	33496-1807	LT.GRAY	F	33536-1601									X	X	X		-	33526-1601	33516-1601	33506-1702
33476-1895	33496-1809	YELLOW	H	33536-1601													-	33526-1601	33516-1601	33506-1702
33476-1896	33496-1809	YELLOW	H	33536-1601											X		-	33526-1601	33516-1601	33506-1702
33476-1897	33496-1807	LT.GRAY	F	33536-1601					X	X	X	X	X	X	X		-	33526-1601	33516-1601	33506-1702
33476-1898	33496-1807	LT.GRAY	F	33536-1601					X		X	X	X	X	X		-	33526-1601	33516-1601	33506-1702
33476-1899	33496-1809	YELLOW	H	33536-1601					X	X	X	X			X		-	33526-1601	33516-1601	33506-1702
33476-1900	33496-1809	YELLOW	H	33536-1601					X		X	X			X		-	33526-1601	33516-1601	33506-1702
33476-2201	33496-1806	BLACK	E	33536-1601													-	33526-1601	33516-1601	33506-1702
33476-2202	33496-1807	LT.GRAY	F	33536-1601	X	X			X	X				X	X	X	-	33526-1601	33516-1601	33506-1702
33476-2203	33496-1807	LT.GRAY	F	33536-1601					X								-	33526-1601	33516-1601	33506-1702
33476-2204	33496-1807	LT.GRAY	F	33536-1601	X	X			X					X			-	33526-1601	33516-1601	33506-1702
33476-2205	33496-1807	LT.GRAY	F	33536-1601					X					X			-	33526-1601	33516-1601	33506-1702
33476-2206	33496-1807	LT.GRAY	F	33536-1601	X				X		X	X	X				-	33526-1601	33516-1601	33506-1702
33476-2207	33496-1807	LT.GRAY	F	33536-1601					X				X				-	33526-1601	33516-1601	33506-1702
33476-2208	33496-1807	LT.GRAY	F	33536-1601					X			X	X				-	33526-1601	33516-1601	33506-1702
33476-2209	33496-1807	LT.GRAY	F	33536-1601	X	X			X		X						-	33526-1601	33516-1601	33506-1702
33476-2210	33496-1807	LT.GRAY	F	33536-1601							X						-	33526-1601	33516-1601	33506-1702
33476-2211	33496-1807	LT.GRAY	F	33536-1601	X	X	X	X	X		X						-	33526-1601	33516-1601	33506-1702

EC NO:UAU2005-0053
DRWN: D.GRIFFITHS 08-11-04
CH'K: D.GRIFFITHS 08-11-04
APPR: D.GRIFFITHS 08-11-04
DESCRIPTION

M
REV

QUALITY SYMBOLS
=0
=0

GENERAL TOLERANCES (UNLESS SPECIFIED)

	mm	INCH
4 PLACES	± --	± --
3 PLACES	± --	± --
2 PLACES	± 0.10	± --
1 PLACE	± 0.3	± --
ANGULAR	± 3°	

SCALE 2.000
DESIGN UNITS mm
THIRD ANGLE PROJECTION
REVISE ON CAD ONLY
DIMENSION STYLE mm

DRAWN BY D.GRIFFITHS	DATE 05-21-03
CHECKED BY D.GRIFFITHS	DATE 05-21-03
APPROVED BY D.GRIFFITHS	DATE 05-21-03

TITLE
1.5mm/2.8mm HYBRID CONNECTOR, RCPT 2 ROW HOUSING w/ CLIP SLOT SEALED, 16 WAY

MOLEX INCORPORATED

MATERIAL NO.	DOCUMENT NO.	SHEET NO.
-	SD-33476-181	2 OF 2

THIS DRAWING CONTAINS INFORMATION THAT IS PROPRIETARY TO MOLEX INCORPORATED AND SHOULD NOT BE USED WITHOUT WRITTEN PERMISSION

E