

Data sheet | Item number: 811-320

2-conductor fuse holder ; for cylindrical fuses 10 x 38 mm; 13/32" x 1 1/2"; 2-pole; without blown fuse indication; 750 VAC/ 1000 VDC; for DIN-rail 35 x 15 and 35 x 7.5; 16 mm²; CAGE CLAMP®; 16,00 mm²; light gray



www.wago.com/811-320



Data

Notes

Safety information

The fuse holder must not be opened under load.

Electrical data

Ratings per IEC/EN

Ratings per	IEC/HD 60269-2
Ratings (note)	Electrical ratings are specified in the technical data of both fuse terminal block and fuse. When selecting glass cartridge fuses, make sure that the listed power loss is not exceeded.
Nominal voltage (III/3)	690 V
Rated current	32 A

Ratings per IEC/EN 2

Rated voltage (III/3) 2	1000 V
-------------------------	--------

Subject to changes. Please also observe the further product documentation!

WAGO GmbH & Co. KG
Hansastr. 27
32423 Minden
Phone: +49571 887-0 | Fax: +49571 887-169
Email: info.de@wago.com | Web: www.wago.com

Do you have any questions about our products?
We are always happy to take your call at +49 (571) 887-44222.

Ratings per UL 1059

Approvals per	UL 4248-1
Rated voltage (UL)	750 V
Rated current (UL)	30 A
Rated voltage (UL)	1,000 V

Ratings per CSA

Approvals per	CSA 22.2
Rated current (CSA)	30 A
Rated voltage (CSA)	600 V
Rated voltage (CSA)	1,000 V

Power loss

Power loss P_I max. overload and short-circuit protection (individual arrangement)	3 W
Power loss P_I max. overload and short-circuit protection (group arrangement)	3 W
Power loss P_I max. short-circuit protection (individual arrangement)	3 W
Power loss P_I max. short-circuit protection (group arrangement)	3 W

General

Voltage type 1	AC
Voltage type 2	DC
Fuse receptacle	pluggable
Fuse type	Cylindrical fuse; 10 x 38 mm

Connection data

Connection points	4
Total number of potentials	2
Number of levels	1

Connection 1

Connection technology	CAGE CLAMP®
Actuation type	Operating tool

Subject to changes. Please also observe the further product documentation!



Connectable conductor materials	Copper
Solid conductor	2.5 ... 16 mm ² / 14 ... 6 AWG
Fine-stranded conductor	2.5 ... 16 mm ² / 16 ... 6 AWG
Strip length	12 ... 13 mm / 0.47 ... 0.51 inches
Pole number	2
Wiring direction	Side-entry wiring

Physical data

Width	35 mm / 1.378 inches
Height	105 mm / 4.134 inches
Depth from upper-edge of DIN-rail	55 mm / 2.165 inches

Mechanical Data

Mounting type	DIN-35 rail
Mounting (note)	The fixed foot of the fuse terminal block must face upwards so that the fuse cannot fall out.

Material Data

Note (material data)	Information on material specifications can be found here
Color	light gray
Material group	I
Insulation material	Polyamide (PA66)
Flammability class per UL94	V0
Weight	1.1 g

Environmental requirements

Processing temperature	-35 ... +85 °C
Continuous operating temperature	-35 ... +85 °C

Commercial data

eCl@ss 10.0	27-14-11-16
eCl@ss 9.0	27-14-11-16
ETIM 8.0	EC002705
ETIM 7.0	EC002705
PU (SPU)	6 (1) pcs

Subject to changes. Please also observe the further product documentation!

WAGO GmbH & Co. KG
 Hansastr. 27
 32423 Minden
 Phone: +49571 887-0 | Fax: +49571 887-169
 Email: info.de@wago.com | Web: www.wago.com

Do you have any questions about our products?
 We are always happy to take your call at +49 (571) 887-44222.


Packaging type	box
GTIN	4050821508076
Customs tariff number	85369095000

Environmental Product Compliance

RoHS Compliance Status	Compliant, No Exemption
------------------------	-------------------------









Approvals / Certificates

Declarations of conformity and manufacturer's declarations














Logo	Approval	Additional Approval Text	Certificate name
	EU-Declaration of Conformity WAGO GmbH & Co. KG	-	-

Optional accessories












Jumpers

Jumper		
	Item no.: 811-479 Jumper; 9-way; insulated; light gray	www.wago.com/811-479
	Item no.: 811-481 Jumper; 11-way; insulated; light gray	www.wago.com/811-481
	Item no.: 811-480 Jumper; 10-way; insulated; light gray	www.wago.com/811-480
	Item no.: 811-474 Jumper; 4-way; insulated; light gray	www.wago.com/811-474
	Item no.: 811-476 Jumper; 6-way; insulated; light gray	www.wago.com/811-476
	Item no.: 811-478 Jumper; 8-way; insulated; light gray	www.wago.com/811-478
	Item no.: 811-477 Jumper; 7-way; insulated; light gray	www.wago.com/811-477
	Item no.: 811-475 Jumper; 5-way; insulated; light gray	www.wago.com/811-475

Subject to changes. Please also observe the further product documentation!

	Item no.: 811-472 Jumper; 2-way; insulated; light gray	www.wago.com/811-472
	Item no.: 811-473 Jumper; 2-way; insulated; light gray	www.wago.com/811-473
	Item no.: 811-482 Jumper; 12-way; insulated; light gray	www.wago.com/811-482
Marking accessories		
Marker carrier		
	Item no.: 285-442 Adaptor; gray	www.wago.com/285-442
Label		
	Item no.: 210-705/000-002 Labels; for TP printers; permanent adhesive; 6 x 15 mm; yellow	www.wago.com/210-705/000-002
	Item no.: 210-706 Labels; for TP printers; permanent adhesive; 9 x 15 mm; white	www.wago.com/210-706
	Item no.: 210-706/000-002 Labels; for TP printers; permanent adhesive; 9 x 15 mm; yellow	www.wago.com/210-706/000-002
	Item no.: 210-705 Labels; for TP printers; permanent adhesive; 6 x 15 mm; white	www.wago.com/210-705
	Item no.: 210-805 Labels; for Smart Printer; permanent adhesive; 6 x 15 mm; white	www.wago.com/210-805
	Item no.: 210-805/000-002 Labels; for Smart Printer; permanent adhesive; 6 x 15 mm; yellow	www.wago.com/210-805/000-002
	Item no.: 210-806/000-002 Labels; for Smart Printer; permanent adhesive; 9 x 15 mm; yellow	www.wago.com/210-806/000-002
	Item no.: 210-806 Labels; for Smart Printer; permanent adhesive; 9 x 15 mm; white	www.wago.com/210-806
Marker		
	Item no.: 2009-115/000-002 WMB-Inline; for Smart Printer; 1500 pieces on roll; stretchable 5 - 5.2 mm; plain; snap-on type; yellow	www.wago.com/2009-115/000-002

Subject to changes. Please also observe the further product documentation!

	<p>Item no.: 2009-115/000-007 WMB-Inline; for Smart Printer; 1500 pieces on roll; stretchable 5 - 5.2 mm; plain; snap-on type; gray</p>	<p>www.wago.com/2009-115/000-007</p>
	<p>Item no.: 2009-115/000-017 WMB-Inline; for Smart Printer; 1500 pieces on roll; stretchable 5 - 5.2 mm; plain; snap-on type; light green</p>	<p>www.wago.com/2009-115/000-017</p>
	<p>Item no.: 2009-115/000-023 WMB-Inline; for Smart Printer; 1500 pieces on roll; stretchable 5 - 5.2 mm; plain; snap-on type; green</p>	<p>www.wago.com/2009-115/000-023</p>
	<p>Item no.: 2009-115/000-024 WMB-Inline; for Smart Printer; 1500 pieces on roll; stretchable 5 - 5.2 mm; plain; snap-on type; violet</p>	<p>www.wago.com/2009-115/000-024</p>
	<p>Item no.: 2009-115 WMB-Inline; for Smart Printer; 1500 pieces on roll; stretchable 5 - 5.2 mm; plain; snap-on type; white</p>	<p>www.wago.com/2009-115</p>
	<p>Item no.: 793-5501/000-007 WMB marking card; as card; for terminal block width 5 - 17.5 mm; stretchable 5 - 5.2 mm; plain; snap-on type; gray</p>	<p>www.wago.com/793-5501/000-007</p>
	<p>Item no.: 793-5501/000-012 WMB marking card; as card; for terminal block width 5 - 17.5 mm; stretchable 5 - 5.2 mm; plain; snap-on type; orange</p>	<p>www.wago.com/793-5501/000-012</p>
	<p>Item no.: 793-5501/000-014 WMB marking card; as card; for terminal block width 5 - 17.5 mm; stretchable 5 - 5.2 mm; plain; snap-on type; brown</p>	<p>www.wago.com/793-5501/000-014</p>
	<p>Item no.: 793-5501/000-017 WMB marking card; as card; for terminal block width 5 - 17.5 mm; stretchable 5 - 5.2 mm; plain; snap-on type; light green</p>	<p>www.wago.com/793-5501/000-017</p>
	<p>Item no.: 793-5501/000-023 WMB marking card; as card; for terminal block width 5 - 17.5 mm; stretchable 5 - 5.2 mm; plain; snap-on type; green</p>	<p>www.wago.com/793-5501/000-023</p>
	<p>Item no.: 793-5501/000-024 WMB marking card; as card; for terminal block width 5 - 17.5 mm; stretchable 5 - 5.2 mm; plain; snap-on type; violet</p>	<p>www.wago.com/793-5501/000-024</p>

Subject to changes. Please also observe the further product documentation!



Item no.: 793-501/000-002
WMB marking card; as card; not stretchable; plain; snap-on type; yellow

www.wago.com/793-501/000-002



Item no.: 793-501/000-007
WMB marking card; as card; not stretchable; plain; snap-on type; gray

www.wago.com/793-501/000-007



Item no.: 793-501/000-017
WMB marking card; as card; not stretchable; plain; snap-on type; light green

www.wago.com/793-501/000-017



Item no.: 793-501/000-012
WMB marking card; as card; not stretchable; plain; snap-on type; orange

www.wago.com/793-501/000-012



Item no.: 793-501/000-023
WMB marking card; as card; not stretchable; plain; snap-on type; green

www.wago.com/793-501/000-023



Item no.: 793-501/000-006
WMB marking card; as card; not stretchable; plain; snap-on type; blue

www.wago.com/793-501/000-006



Item no.: 793-501/000-005
WMB marking card; as card; not stretchable; plain; snap-on type; red

www.wago.com/793-501/000-005




Item no.: 793-501
WMB marking card; as card; not stretchable; plain; snap-on type; white

www.wago.com/793-501



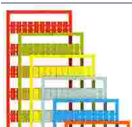
Item no.: 793-501/000-024
WMB marking card; as card; not stretchable; plain; snap-on type; violet

www.wago.com/793-501/000-024



Item no.: 793-5501/000-005
WMB marking card; as card; for terminal block width 5 - 17.5 mm; stretchable 5 - 5.2 mm; plain; snap-on type; red

www.wago.com/793-5501/000-005



Item no.: 793-5501/000-002
WMB marking card; as card; for terminal block width 5 - 17.5 mm; stretchable 5 - 5.2 mm; plain; snap-on type; yellow

www.wago.com/793-5501/000-002

Subject to changes. Please also observe the further product documentation!



Item no.: 793-5501/000-006

WMB marking card; as card; for terminal block width 5 - 17.5 mm; stretchable 5 - 5.2 mm; plain; snap-on type; blue www.wago.com/793-5501/000-006



Item no.: 793-5501

WMB marking card; as card; for terminal block width 5 - 17.5 mm; stretchable 5 - 5.2 mm; plain; snap-on type; white www.wago.com/793-5501



Item no.: 2009-115/000-012

WMB-Inline; for Smart Printer; 1500 pieces on roll; stretchable 5 - 5.2 mm; plain; snap-on type; orange www.wago.com/2009-115/000-012



Item no.: 2009-115/000-006

WMB-Inline; for Smart Printer; 1500 pieces on roll; stretchable 5 - 5.2 mm; plain; snap-on type; blue www.wago.com/2009-115/000-006



Item no.: 2009-115/000-005

WMB-Inline; for Smart Printer; 1500 pieces on roll; stretchable 5 - 5.2 mm; plain; snap-on type; red www.wago.com/2009-115/000-005

Mounting

Locking system



Item no.: 811-612

Coupling kit; for 12 poles; red www.wago.com/811-612

Ferrule

Ferrule



Item no.: 216-108

Ferrule; Sleeve for 6 mm² / AWG 10; uninsulated; electro-tin plated; silver-colored www.wago.com/216-108



Item no.: 216-109

Ferrule; Sleeve for 10 mm² / AWG 8; uninsulated; electro-tin plated www.wago.com/216-109



Item no.: 216-206

Ferrule; Sleeve for 2.5 mm² / AWG 14; insulated; electro-tin plated; blue www.wago.com/216-206



Item no.: 216-207

Ferrule; Sleeve for 4 mm² / AWG 12; insulated; electro-tin plated; gray www.wago.com/216-207



Item no.: 216-209

Ferrule; Sleeve for 10 mm² / AWG 8; insulated; electro-tin plated; red www.wago.com/216-209



Item no.: 216-208

Ferrule; Sleeve for 6 mm² / AWG 10; insulated; electro-tin plated; electrolytic copper; gastight crimped; acc. to DIN 46228, Part 4/09.90; yellow www.wago.com/216-208



Item no.: 216-547

Twin ferrule only for 811 series; Sleeve for 2 x 6 mm / AWG 10; insulated; Nominal current 63 A; yellow www.wago.com/216-547

Subject to changes. Please also observe the further product documentation!

WAGO GmbH & Co. KG

Hansastr. 27

32423 Minden

Phone: +49571 887-0 | Fax: +49571 887-169

Email: info.de@wago.com | Web: www.wago.com

Do you have any questions about our products?

We are always happy to take your call at +49 (571) 887-44222.



Item no.: 216-546

Twin ferrule only for 811 series; Sleeve for 2 x 4 mm / AWG 12; insulated; Nominal current 63 A; gray

www.wago.com/216-546



Item no.: 216-545

Twin ferrule only for 811 series; Sleeve for 2 x 2.5 mm / AWG 14; insulated; Nominal current 63 A; blue

www.wago.com/216-545

Supply module

Supply module



Item no.: 811-471

Supply module; 35 mm²; for 811 Series Fuse Terminal Blocks; SCREW CLAMP CONNECTION; 35,00 mm²; light gray

www.wago.com/811-471

Testing and measuring

Testing accessories



Item no.: 206-912

WAGO Test Probes; 2 mm Ø; 1000 V; CAT IV; 10 A

www.wago.com/206-912

Downloads

Documentation

Bid Text

811-320 X81 - Datei	2019 Feb 19	xml 3.9 kB	Download
811-320 doc - Datei	2017 Mar 14	doc 26.6 kB	Download

Additional Information

Technical Section Technical explanations		pdf 2.2 MB	Download
---	--	---------------	----------

CAD/CAE-Data

CAE data

EPLAN Data Portal 811-320		URL	Download
WSCAD Universe 811-320		URL	Download
ZUKEN Portal 811-320		URL	Download

Subject to changes. Please also observe the further product documentation!

WAGO GmbH & Co. KG
 Hansastr. 27
 32423 Minden
 Phone: +49571 887-0 | Fax: +49571 887-169
 Email: info.de@wago.com | Web: www.wago.com

Do you have any questions about our products?
 We are always happy to take your call at +49 (571) 887-44222.

CAD data

2D/3D Models 811-320

[URL](#)

[Download](#)

Environmental Product Compliance

Compliance Search

Environmental Product Compliance 811-320

[URL](#)

[Download](#)


2-conductor fuse holder ; for cylindrical fuses 10 x 38 mm; 13/32" x 11/2"; 2-pole;
without blown fuse indication; 750 VAC/ 1000 VDC; for DIN-rail 35 x 15 and 35 x 7.5;
16 mm²; CAGE CLAMP®; 16,00 mm²; light gray

Installation Notes

Installation




Creating a 2- or 3-pole fuse terminal block via coupling kit.




Removing a terminal block from the DIN-rail.

Conductor termination

Subject to changes. Please also observe the further product documentation!



Open and close lever via operating tool.



CAGE CLAMP® connection


Inserting a conductor.

Opening the clamping unit via integrated lever.



Terminating ferruled conductors up to 10 mm² (8 AWG).

Commoning




Jumper bar for quick and convenient commoning

Subject to changes. Please also observe the further product documentation!




Inserting a fuse.

Marking



WMB marker slot for convenient identification



Marker carriers (285-442) for continuous marking strips

Subject to changes. Please also observe the further product documentation!