

Printed-circuit board connector - MSTBVA 2,5/ 6-G GY7035 - 1751600

Please be informed that the data shown in this PDF Document is generated from our Online Catalog. Please find the complete data in the user's documentation. Our General Terms of Use for Downloads are valid (<http://phoenixcontact.com/download>)

PCB headers, nominal current: 12 A, number of positions: 6, pitch: 5 mm, color: light gray, contact surface: Tin, mounting: Wave soldering



The figure shows a 10-position version of the product

Your advantages

- ✓ Maximum flexibility when it comes to device design – one header for connectors with different connection technologies
- ✓ Well-known mounting principle allows worldwide use
- ✓ Vertical connection enables multi-row arrangement on the PCB
- ✓ Closed contour for optimum stability of the plug-in connection
- ✓ Easy PCB replacement thanks to plug-in modules



Key Commercial Data

Packing unit	50 pc
GTIN	
GTIN	4046356317672

Technical data

Dimensions

Length [l]	8.57 mm
Width	32 mm
Pitch	5 mm
Dimension a	25 mm
Width [w]	32 mm
Height [h]	15.9 mm
Height	12 mm
Length of the solder pin	3.9 mm
Pin dimensions	1 x 1 mm
Length	8.57 mm

Printed-circuit board connector - MSTBVA 2,5/ 6-G GY7035 - 1751600

Technical data

General

Range of articles	MSTBVA 2,5/...-G
Rated voltage (III/3)	250 V
Connection in acc. with standard	EN-VDE
Nominal current I_N	12 A
Color	light gray
Number of positions	6

Standards and Regulations

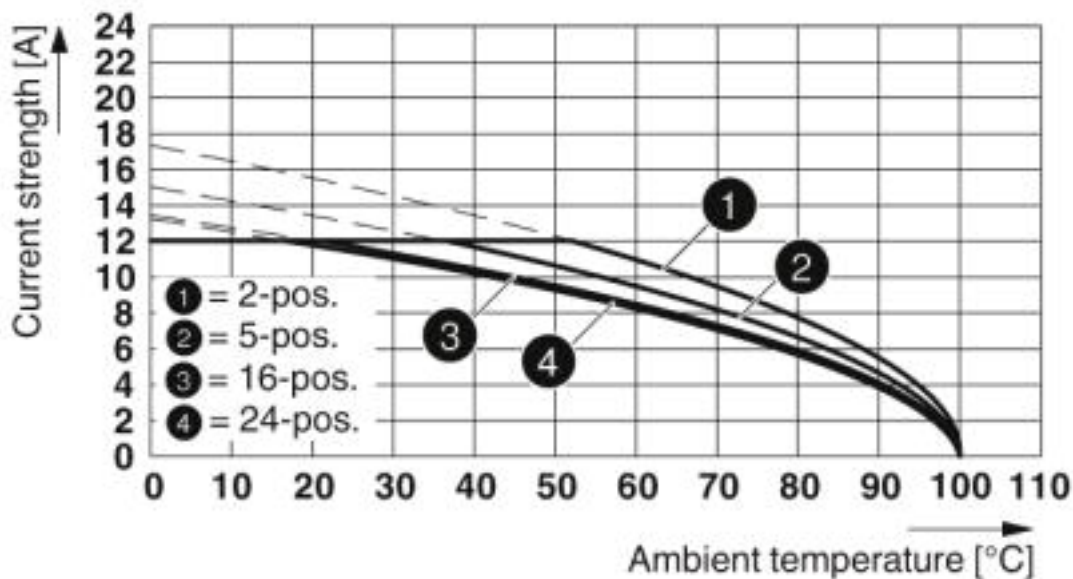
Connection in acc. with standard	EN-VDE
----------------------------------	--------

Environmental Product Compliance

China RoHS	Environmentally friendly use period: unlimited = EFUP-e
	No hazardous substances above threshold values

Drawings

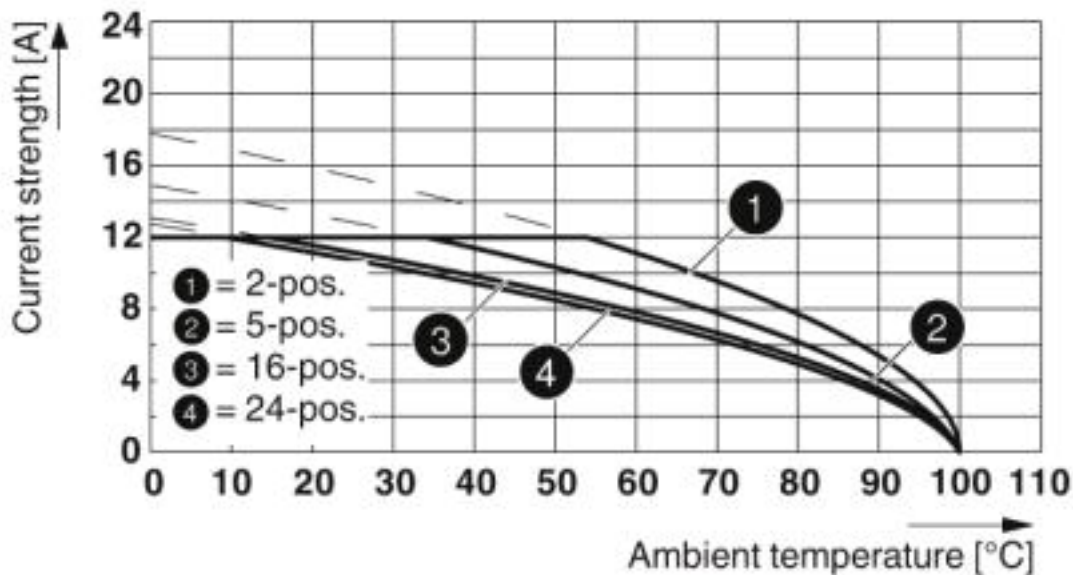
Diagram



Type: MSTB 2,5/...-ST with MSTBVA 2,5/...-G

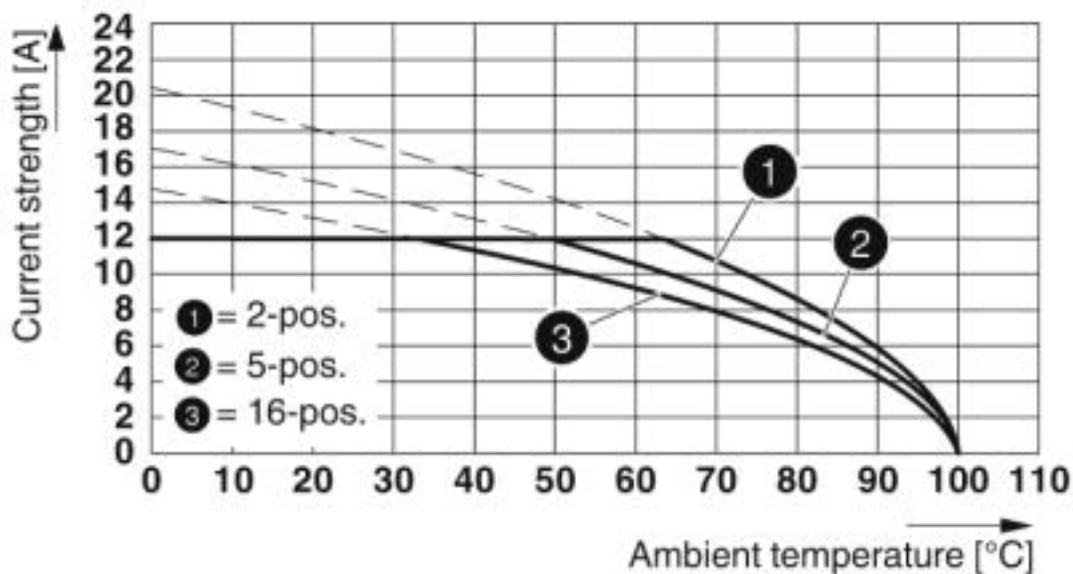
Printed-circuit board connector - MSTBVA 2,5/ 6-G GY7035 - 1751600

Diagram



Type: SMSTB 2,5/...-ST with MSTBVA 2,5/...-G

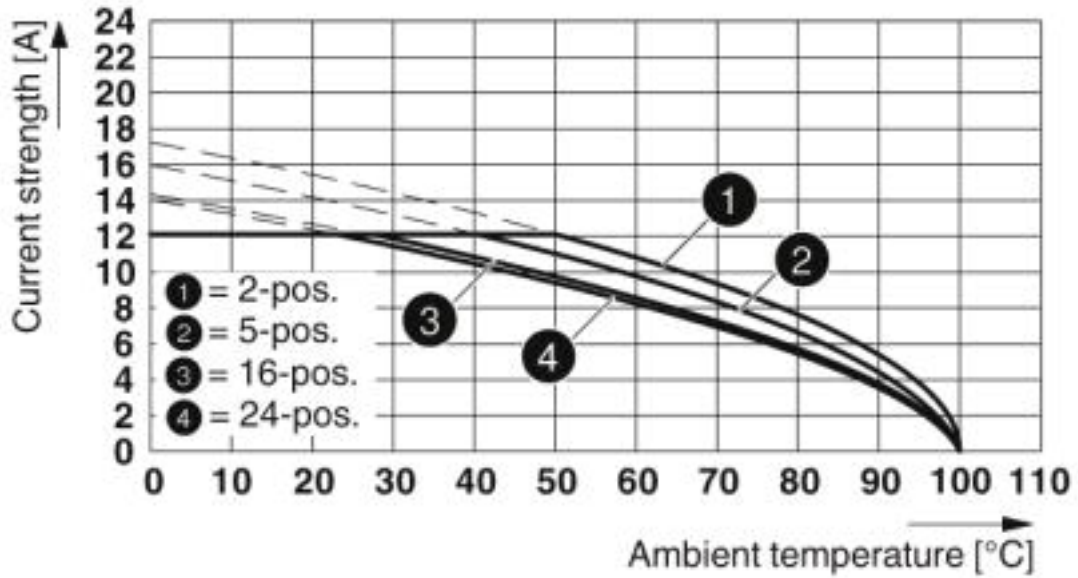
Diagram



Type: MSTBT 2,5/...-ST with MSTBVA 2,5/...-G

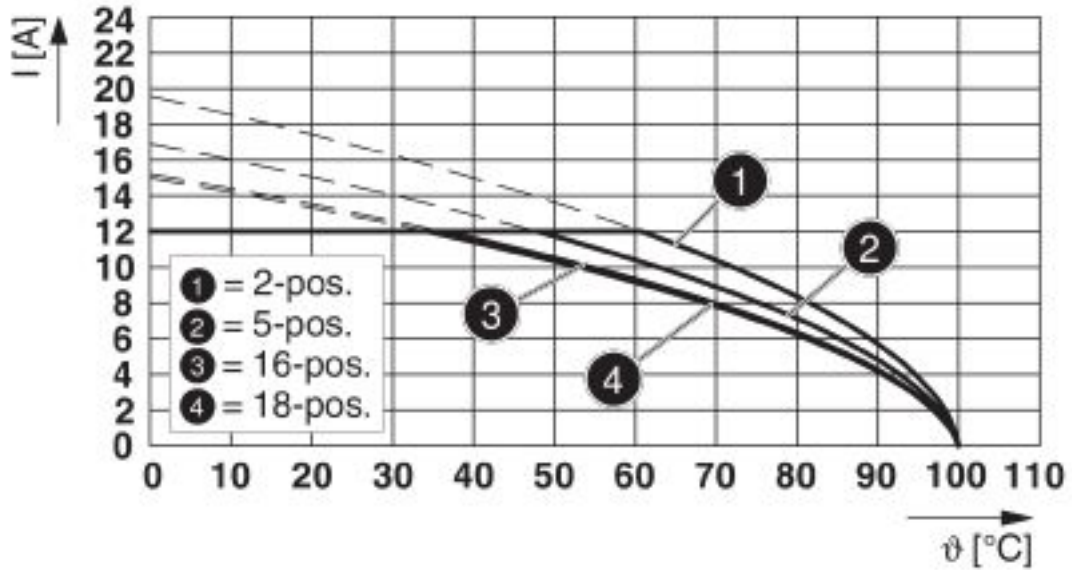
Printed-circuit board connector - MSTBVA 2,5/ 6-G GY7035 - 1751600

Diagram



Type: MSTBP 2,5/...-ST with MSTBVA 2,5/...-G

Diagram



Type: FKCV(W/R) 2,5/...-ST with MSTBVA 2,5/...-G

Approvals

Approvals

Printed-circuit board connector - MSTBVA 2,5/ 6-G GY7035 - 1751600

Approvals

Approvals

EAC / CSA / IECEE CB Scheme / VDE Gutachten mit Fertigungsüberwachung / cULus Recognized

Ex Approvals

Approval details

EAC			B.01742
-----	--	--	---------

CSA		http://www.csagroup.org/services-industries/product-listing/	13631
	B	D	
Nominal voltage UN	300 V	300 V	
Nominal current IN	12 A	10 A	

IECEE CB Scheme		http://www.iecee.org/	DE1-60988-B1B2
Nominal voltage UN	250 V		
Nominal current IN	12 A		

VDE Gutachten mit Fertigungsüberwachung		http://www2.vde.com/de/Institut/Online-Service/VDE-gepruefteProdukte/Seiten/Online-Suche.aspx	40004701
Nominal voltage UN	250 V		
Nominal current IN	12 A		

cULus Recognized		http://database.ul.com/cgi-bin/XYV/template/LISEXT/1FRAME/index.htm	E60425-19931011
	B	D	
Nominal voltage UN	300 V	300 V	
Nominal current IN	12 A	10 A	

Phoenix Contact 2019 © - all rights reserved
<http://www.phoenixcontact.com>

PHOENIX CONTACT GmbH & Co. KG
Flachmarktstr. 8
32825 Blomberg
Germany
Tel. +49 5235 300
Fax +49 5235 3 41200
<http://www.phoenixcontact.com>