




DC Fan

80x80x25 mm

San Cooler 80 9A type   




General Specifications

- Material Frame: Plastic (Flammability: UL 94V-0), Impeller: Plastic (Flammability: UL 94V-0)
- Expected life See the table below. (L10 life: 90% survival rate for continuous operation in free air at 60°C, rated voltage)
Expected life at 40°C is for reference only.
- Motor protection function Locked rotor burnout protection, Reverse polarity protection
For details, please refer to p. 599.
- Dielectric strength 50/60 Hz, 500 VAC, for 1 minute (between lead wire conductors and frame)
- Insulation resistance 10 MΩ or more with a 500 VDC megger (between lead wire conductors and frame)
- Sound pressure level (SPL) At 1 m away from the air inlet
- Storage temperature -30 to +70°C (Non-condensing)
- Lead wire ⊕Red ⊖Black or Blue Sensor Yellow
- Mass 90 g

Specifications

The models listed below **have ribs and pulse sensors**. For models without ribs, append "1" to the end of model numbers.

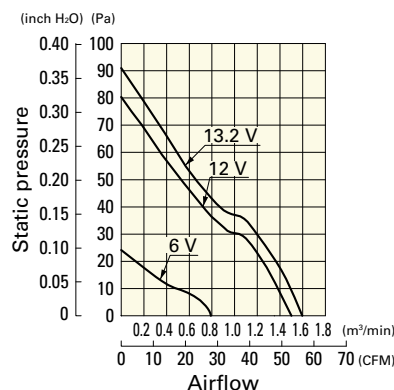
Model no.	Rated voltage [V]	Operating voltage range [V]	Rated current [A]	Rated input [W]	Rated speed [min ⁻¹]	Max. airflow [m ³ /min] [CFM]	Max. static pressure [Pa] [inchH ₂ O]	SPL [dB (A)]	Operating temperature [°C]	Expected life [h]		
9A0812G401	12	6 to 13.2	0.38	4.56	4500	1.5 53.0	80.3 0.323	40	-20 to +60	30000/60°C (53000/40°C)		
9A0812S401			0.18	2.16	3400	1.2 42.4	48 0.193	34				
9A0812H401		6 to 13.8	0.13	1.56	2900	1.03 36.4	35.3 0.142	29			-20 to +70	40000/60°C (70000/40°C)
9A0812F401			0.11	1.32	2600	0.92 32.5	28.4 0.114	26				
9A0812M401			0.09	1.08	2350	0.83 29.3	22.5 0.09	23				
9A0812L401			0.06	0.72	1850	0.65 23.0	14.7 0.059	20				
9A0824G401	24	12 to 26.4	0.21	5.04	4500	1.5 53.0	80.3 0.323	40	-20 to +60	30000/60°C (53000/40°C)		
9A0824S401			0.1	2.4	3400	1.2 42.4	48 0.193	34				
9A0824H401		12 to 27.6	0.07	1.68	2900	1.03 36.4	35.3 0.142	29			-20 to +70	40000/60°C (70000/40°C)
9A0824F401			0.06	1.44	2600	0.92 32.5	28.4 0.114	26				
9A0824M401			0.05	1.2	2350	0.83 29.3	22.5 0.09	23				
9A0824L401			0.04	0.96	1850	0.65 23.0	14.7 0.059	20				

Note 1: Sensor and control options are available for selection. Refer to the table on p. 624.
 Note 2: The  mark indicates Short LeadTime Service applicable models. See p. 654 for details.

Airflow - Static Pressure Characteristics

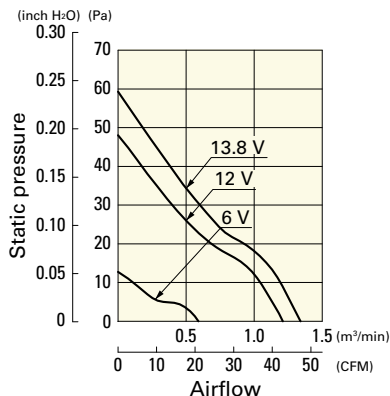
9A0812G401 With pulse sensor

Operating voltage range



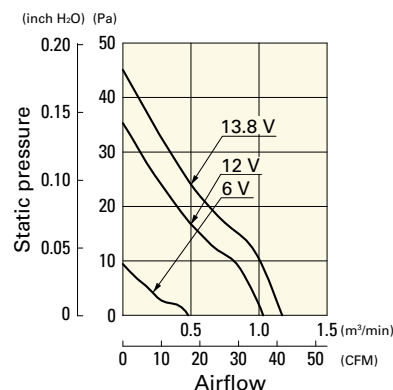
9A0812S401 With pulse sensor

Operating voltage range



9A0812H401 With pulse sensor

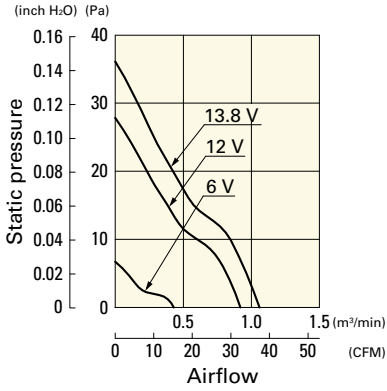
Operating voltage range



Airflow - Static Pressure Characteristics

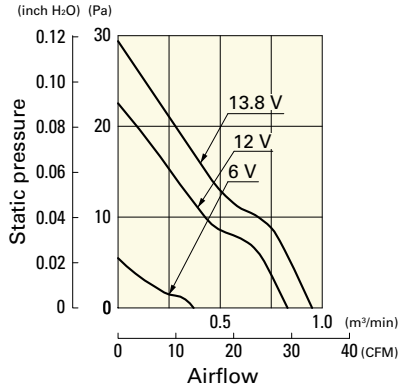
9A0812F401 With pulse sensor

Operating voltage range



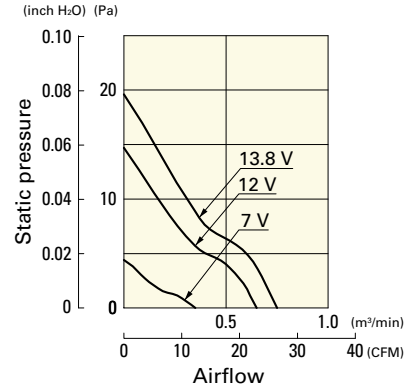
9A0812M401 With pulse sensor

Operating voltage range



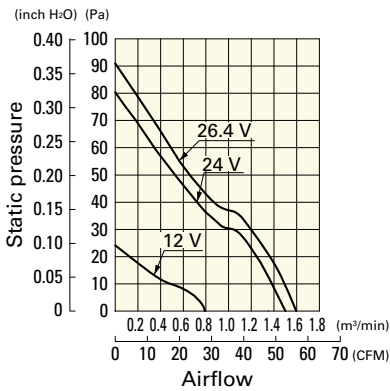
9A0812L401 With pulse sensor

Operating voltage range



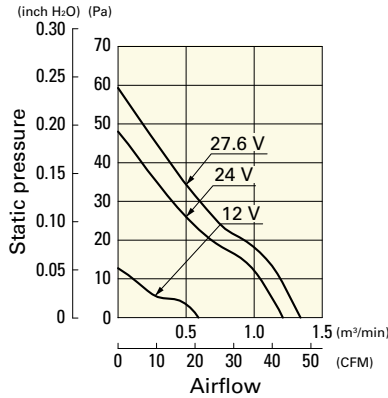
9A0824G401 With pulse sensor

Operating voltage range



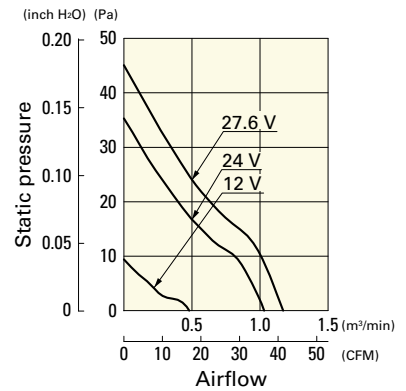
9A0824S401 With pulse sensor

Operating voltage range



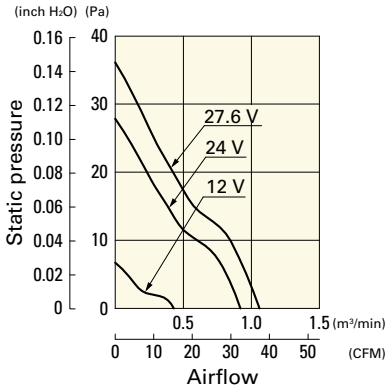
9A0824H401 With pulse sensor

Operating voltage range



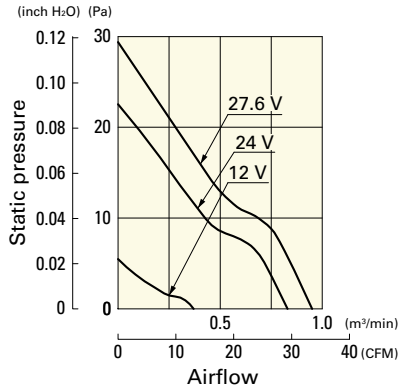
9A0824F401 With pulse sensor

Operating voltage range



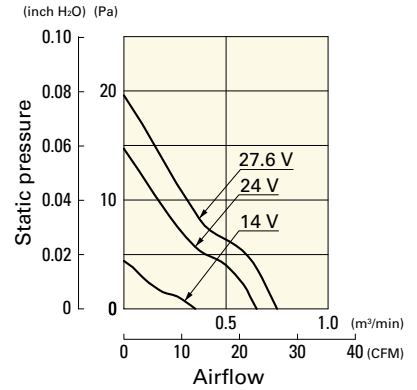
9A0824M401 With pulse sensor

Operating voltage range

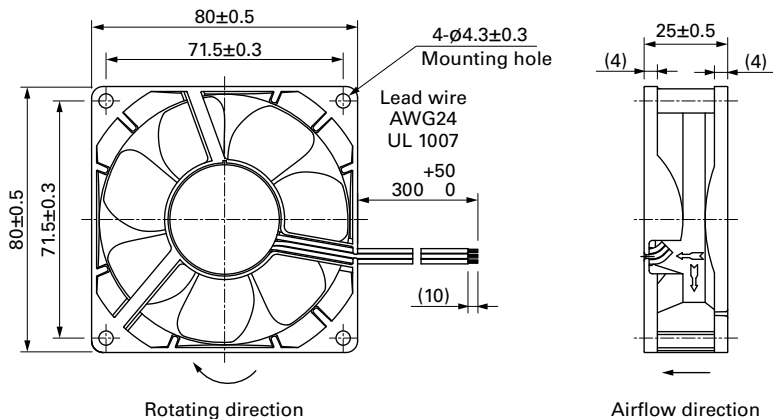


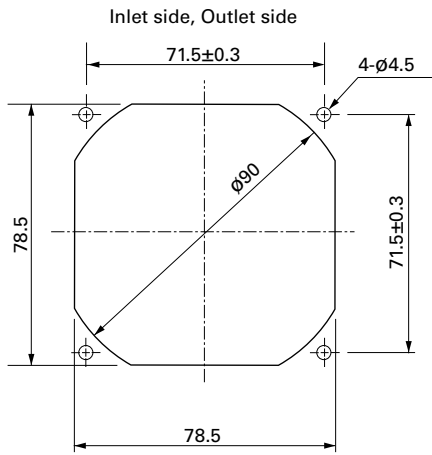
9A0824L401 With pulse sensor

Operating voltage range



Dimensions (unit: mm) (With ribs)



Reference Dimensions of Mounting Holes and Vent Opening (unit: mm)**Options****Finger guards**

page: p. 584

Model no.: 109-049E, 109-049H, 109-049C

Resin finger guards

page: p. 591

Model no.: 109-1002G

Resin filter kits

page: p. 592

Model no.: 109-1002F13 (13PPI), 109-1002F20 (20PPI),
109-1002F30 (30PPI), 109-1002F40 (40PPI)