


Lightning/surge arrester type 1/2 - VAL-MS-T1/T2 600DC-PV/2+V-FM - 2801164

Please be informed that the data shown in this PDF Document is generated from our Online Catalog. Please find the complete data in the user's documentation. Our General Terms of Use for Downloads are valid (<http://phoenixcontact.com/download>)




Lightning current arrester / surge protective device for 2-pos. isolated and grounded 600 V DC PV voltage systems, for DIN rail mounting, 3-pos. base element with remote indication contact, three pluggable temperature-monitored protective elements, status message at each plug.

Your advantages

- ✓ Increased safety, thanks to compliance with standard EN 50539-11
- ✓ Reliable contact, thanks to integrated rotating latch
- ✓ Easy replacement, thanks to plug-in arresters
- ✓ Optimum inverter protection, thanks to low protection level
- ✓ Efficient replacement of defective plugs, thanks to visual status indicator
- ✓ Optimized maintenance planning, thanks to remote signaling
- ✓ Protection against mismatching, thanks to keyed plugs and base elements
- ✓ Always the right arrester, thanks to universal type 1/type 2 protective components



Key Commercial Data

Packing unit	1 pc
GTIN	 4 046356 714297
GTIN	4046356714297

Technical data

Dimensions

Height	98.7 mm
Width	53.4 mm
Depth	65.7 mm (incl. DIN rail 7.5 mm)
Horizontal pitch	3 Div.

Ambient conditions

Degree of protection	IP20 (only when all terminal points are used)
----------------------	---

Lightning/surge arrester type 1/2 - VAL-MS-T1/T2 600DC-PV/2+V-FM - 2801164

Technical data

Ambient conditions

Ambient temperature (operation)	-40 °C ... 80 °C
Ambient temperature (storage/transport)	-40 °C ... 80 °C
Altitude	≤ 2000 m (amsl (above mean sea level))
Permissible humidity (operation)	5 % ... 95 %
Shock (operation)	60g (Half-sine / 11 ms / 3x ±X, ±Y, ±Z)
Vibration (operation)	7.5g (5-500 Hz/2.5 h/XYZ)

General

IEC test classification	PV I / II
	PV T1 / T2
EN type	T1 / T2
SPD failure behavior	OCM (Open-circuit mode)
Connection configuration	Y configuration
Installation location	Interior
Accessibility	Accessible
Installation location of the disconnect device	Internal
Mode of protection	(L+) - (L-)
	(L+) - PE
	(L-) - PE
Mounting type	DIN rail: 35 mm
Color	jet black RAL 9005
Housing material	PA 6.6-FR
	PBT-FR
Degree of pollution	2
Distance between live and grounded parts	8 mm
Flammability rating according to UL 94	V-0
Type	DIN rail module, two-section, divisible
Surge protection fault message	Optical, remote indicator contact

Additional descriptions

Note	The device is intended for touch proof installation in a housing. Ensure that there is a gap of at least 8 mm between the active and grounded parts in the connection area.
------	---

Protective circuit DC voltage side (DC)

Maximum continuous operating voltage U_{CPV}	720 V DC
Short-circuit current rating I_{SCPV}	2000 A
Continuous operating current I_{CPV}	< 20 μ A
Rated load current I_L	80 A
Residual current I_{PE}	≤ 20 μ A DC
	≤ 350 μ A AC

Lightning/surge arrester type 1/2 - VAL-MS-T1/T2 600DC-PV/2+V-FM - 2801164

Technical data

Protective circuit DC voltage side (DC)

Standby power consumption P_c	≤ 25 mVA
Nominal discharge current (8/20) μ s	15 kA
Maximum discharge current I_{max} (8/20) μ s	40 kA
Impulse discharge current (10/350) μ s, charge	2.5 As
Impulse discharge current (10/350) μ s, specific energy	6.25 kJ/ Ω
Impulse discharge current (10/350) μ s, peak value I_{imp}	5 kA
Total discharge current I_{total} (8/20) μ s	40 kA
Total discharge current I_{total} (10/350) μ s	7 kA
Voltage protection level U_p	≤ 2.6 kV
Residual voltage U_{res}	≤ 2.6 kV (at I_n)
	≤ 2 kV (at 5 kA)
	≤ 2.3 kV (at 10 kA)
	≤ 2.8 kV (at 20 kA)
	≤ 3.1 kV (at 30 kA)
	≤ 3.6 kV (at 40 kA)
Response time t_A	≤ 25 ns
Insulation resistance R_{iso}	> 5 G Ω (at 500 V DC)

Indicator/remote signaling

Switching function	Changeover contact
Operating voltage	5 V AC ... 250 V AC
	30 V DC
Operating current	5 mA AC ... 1.5 A AC
	1 A DC
Connection method	Plug-in/screw connection via COMBICON
Screw thread	M2
Tightening torque	0.25 Nm
Stripping length	7 mm
Conductor cross section flexible	0.14 mm ² ... 1.5 mm ²
Conductor cross section solid	0.14 mm ² ... 1.5 mm ²
Conductor cross section AWG	28 ... 16

Connection data

Connection method	Screw connection
Screw thread	M5
Tightening torque	3 Nm (1.5 mm ² ... 16 mm ²)
	4.5 Nm (25 mm ² ... 35 mm ²)
Stripping length	16 mm
Conductor cross section flexible	1.5 mm ² ... 25 mm ²
Conductor cross section solid	1.5 mm ² ... 35 mm ²

Lightning/surge arrester type 1/2 - VAL-MS-T1/T2 600DC-PV/2+V-FM - 2801164

Technical data

Connection data

Conductor cross section AWG	15 ... 2
Connection method	Fork-type cable lug
Conductor cross section flexible	1.5 mm ² ... 16 mm ²

UL specifications

SPD Type	1
Maximum continuous operating voltage MCOV	800 V DC
Nominal voltage	800 V DC
Mode of protection	(L+) - (L-)
	(L+) - G
	(L-) - G
Power distribution system	DC PV
Voltage protection rating VPR	2 kV
Nominal discharge current I _n	20 kA
Short-circuit current rating (SCCR)	50 kA

UL indicator/remote signaling

Operating voltage	125 V AC
Operating current	1 A AC
Tightening torque	4 lb _r -in.
Conductor cross section AWG	30 ... 14

UL connection data

Conductor cross section AWG	10 ... 2
Tightening torque	30 lb _r -in.

Standards and Regulations

Standards/regulations	EN 50539-11 2013
-----------------------	------------------

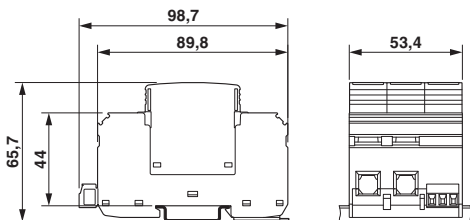
Environmental Product Compliance

China RoHS	Environmentally Friendly Use Period = 50 years
	For details about hazardous substances go to tab "Downloads", Category "Manufacturer's declaration"

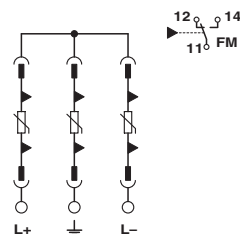
Drawings

Lightning/surge arrester type 1/2 - VAL-MS-T1/T2 600DC-PV/2+V-FM - 2801164

Dimensional drawing



Circuit diagram



Classifications

eCl@ss

eCl@ss 10.0.1	27130802
eCl@ss 11.0	27130802
eCl@ss 4.0	27130800
eCl@ss 4.1	27130800
eCl@ss 5.0	27130800
eCl@ss 5.1	27130800
eCl@ss 6.0	27130800
eCl@ss 7.0	27130802
eCl@ss 9.0	27130802

ETIM

ETIM 3.0	EC000941
ETIM 4.0	EC000941
ETIM 6.0	EC000381
ETIM 7.0	EC000381

UNSPSC

UNSPSC 6.01	30212010
UNSPSC 7.0901	39121610
UNSPSC 11	39121610
UNSPSC 12.01	39121610
UNSPSC 13.2	39121620
UNSPSC 18.0	39121620
UNSPSC 19.0	39121620
UNSPSC 20.0	39121620
UNSPSC 21.0	39121620

Approvals

Approvals

Lightning/surge arrester type 1/2 - VAL-MS-T1/T2 600DC-PV/2+V-FM - 2801164

Approvals

Approvals

KEMA-KEUR / EAC / UL Listed / cUL Listed / cULus Listed

Ex Approvals

Approval details

KEMA-KEUR		http://www.dekra-certification.com	71-102960 REV.1
-----------	--	---	-----------------

EAC			RU C-DE.*09.B.00169
-----	--	--	---------------------

UL Listed		http://database.ul.com/cgi-bin/XYV/template/LISEXT/1FRAME/index.htm	FILE E 330181
-----------	--	---	---------------

cUL Listed		http://database.ul.com/cgi-bin/XYV/template/LISEXT/1FRAME/index.htm	FILE E 330181
------------	--	---	---------------

cULus Listed			
--------------	--	--	--

Accessories

Accessories

Device marking

Zack marker strip - ZBN 18:UNBEDRUCKT - 2809128



Zack marker strip, Strip, white, unlabeled, can be labeled with: CMS-P1-PLOTTER, PLOTMARK, mounting type: snap into tall marker groove, for terminal block width: 18 mm, lettering field size: 18 x 5 mm, Number of individual labels: 5

Labeled device marker

Lightning/surge arrester type 1/2 - VAL-MS-T1/T2 600DC-PV/2+V-FM - 2801164

Accessories

Marker for terminal blocks - ZBN 18,LGS:ERDE - 2749589



Marker for terminal blocks, Strip, white, labeled, horizontal: Grounding symbol, mounting type: snap into tall marker groove, for terminal block width: 18 mm, lettering field size: 18 x 5 mm, Number of individual labels: 5

Marker for terminal blocks - ZBN 18,LGS:L1-N,ERDE - 2749576



Marker for terminal blocks, Strip, white, labeled, horizontal: L1, L2, L3, N, GND, mounting type: snap into tall marker groove, for terminal block width: 18 mm, lettering field size: 18 x 5 mm, Number of individual labels: 5

Marker pen

Marker pen - B-STIFT - 1051993



Marker pen, for manual labeling of unprinted Zack strips, smear-proof and waterproof, line thickness 0.5 mm

Spare parts

Type 1/2 surge protection plug - VAL-MS-T1/T2 600DC-PV-ST - 2801165



Replacement plug for PV arrester combinations from the VAL-MS-T1/T2 600DC-PV-... product range