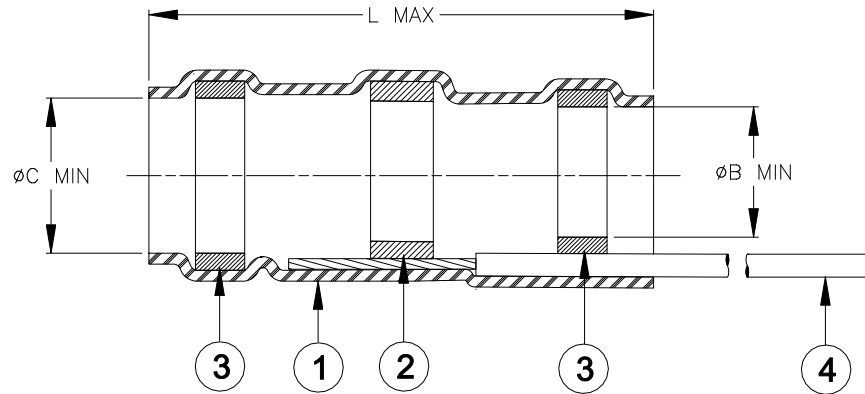


## CUSTOMER DRAWING



Product Name	Product Dimensions			Cable Dimensions		
	øB min	øC min	L max	øD max	øE min	J ±0.50 [J ±0.020]
B-023-00-55-22-9	4.30 [0.169]	5.60 [0.220]	31.00 [ 1.220]	4.30 [0.169]	3.00 [0.118]	5.00 [ 0.197]
B-023-07-55-22-9	3.10 [0.122]	4.50 [0.177]	29.00 [1.142]	3.10 [0.122]	2.40 [0.094]	6.00 [0.236]

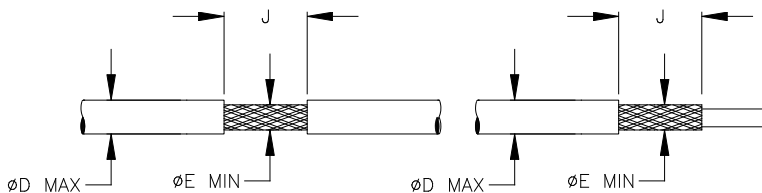
### MATERIALS

- INSULATION SLEEVE: Heat-shrinkable, transparent clear, modified polytetrafluorethylene.
- SOLDER PREFORM WITH FLUX:  
 SOLDER: TYPE Pb93 per ANSI/J-STD-006.  
 FLUX: TYPE ROM1 per ANSI/J-STD-004.
- MELTABLE SEALING RINGS: Modified fluorinated ethylene propylene.
- GROUND LEAD: Tyco Electronics/Raychem 55PC0813-22-9, nickel-plated copper, AWG 22, Color – white.


### APPLICATION

- These controlled soldering devices are designed for termination of a nickel-plated copper shield of a cable having an insulation rated for at least 200°C continuous.
- Temperature range: -65°C to +200°C.
- Install using TE Connectivity-approved convection heating tools or equivalent.

For best results, prepare the cable as shown:



TE Connectivity, TE connectivity (logo), Raychem, and SolderSleeve are trademarks

		Raychem Devices	TITLE: <b>SOLDERSLEEVE DEVICE SHIELD TERMINATION WITH PRE-INSTALLED LEAD HIGH TEMPERATURE</b>			
Unless otherwise specified dimensions are in millimeters. [Inches dimensions are shown in brackets]			DOCUMENT NO.: <b>B-023-XX-55-22-9</b>			
TOLERANCES: 0.00 N/A 0.0 N/A 0 N/A	ANGLES: N/A  ROUGHNESS IN MICRON	TE Connectivity reserves the right to amend this drawing at any time. Users should evaluate the suitability of the product for their application.	Revision: <b>C</b>		Issue Date: April 2020	
PREPARED BY: M. Foronda	DATE: 08-May-2019	ECO : ECO-20-004960	CAGE CODE : 06090	SCALE: None	SIZE: A	SHEET: 1 of 1

© 2020 TE Connectivity Corporation. All rights reserved.

If this document is printed it becomes uncontrolled. Check for the latest revision.