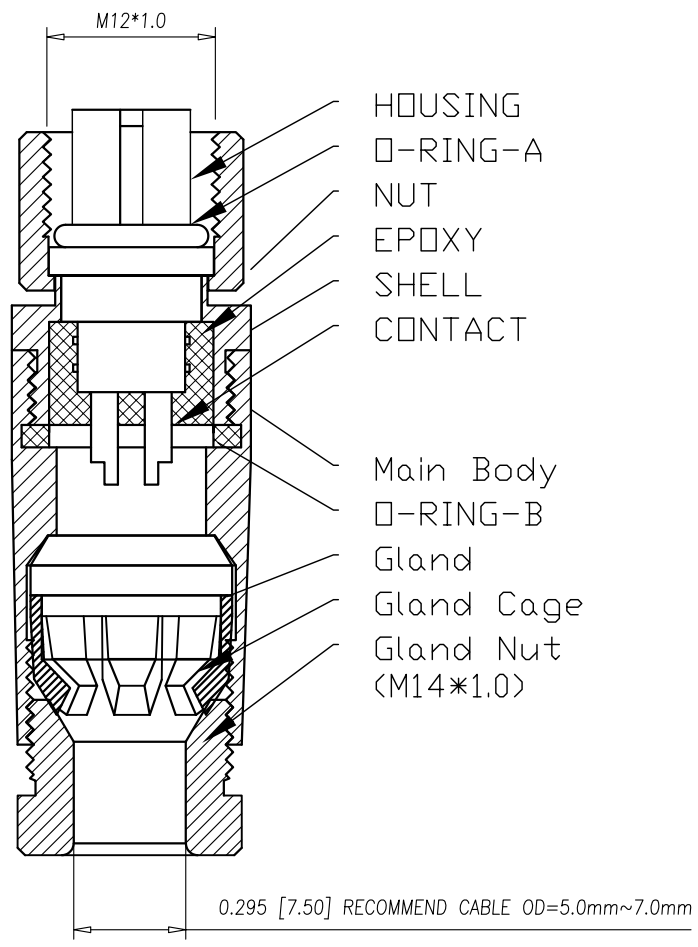
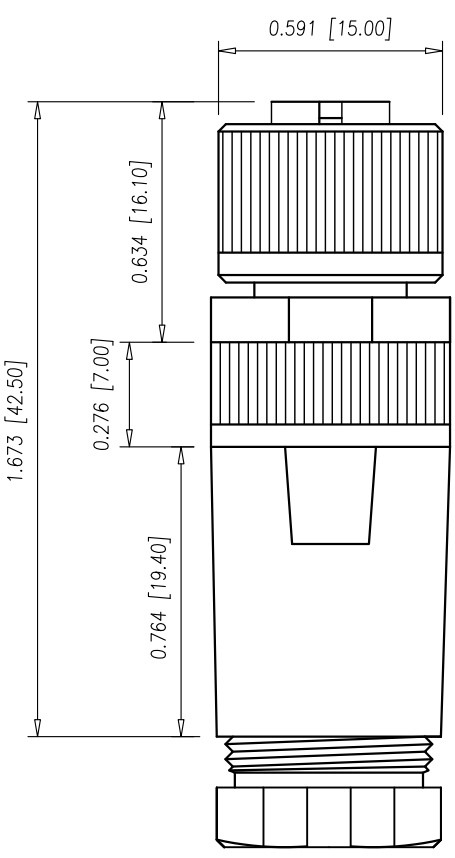
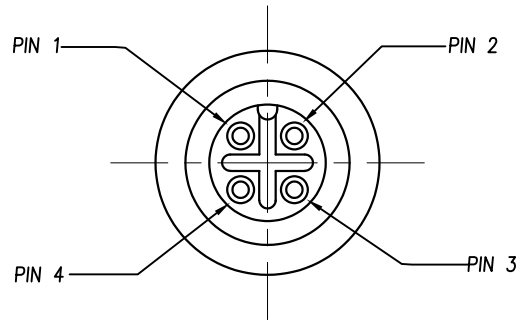


DESCRIPTION: M12 FEMALE - CABLE MOUNT - 4 POS.

SPECIFICATIONS:

ELECTRICAL:	
RATED CURRENT:	4A
RATED VOLTAGE:	250V
INSULATION RESISTANCE:	100 MOhms MIN.
CONTACT RESISTANCE:	10 mOhms MAX.
WATER PROOF:	IP67
MATERIAL:	
HOUSING:	PBT UL94V-0, BLACK
CONTACT:	BRASS
NUT:	ALUMINUM ALLOY
SHELL:	ALUMINUM ALLOY
O-RING:	EPDM, BLACK
MAIN BODY:	ALUMINUM ALLOY
GLAND:	SILICONE, BLACK
GLAND CAGE:	POM, WHITE
GLAND NUT:	ALUMINUM ALLOY
FINISH:	
CONTACT:	GOLD PLATED OVER 50u" NICKEL
NUT:	NICKEL PLATED
SHELL:	NICKEL PLATED
MAIN BODY:	NICKEL PLATED
GLAND NUT:	NICKEL PLATED
ENVIRONMENT	
OPERATION TEMPERATURE:	-40°C TO +85°C
MAX WIRE AWG:	22 AWG



- HOUSING
- O-RING-A
- NUT
- EPOXY
- SHELL
- CONTACT
- Main Body
- O-RING-B
- Gland
- Gland Cage
- Gland Nut (M14*1.0)

858-004-203RKTY

1 = GOLD FLASH
4 = 10u" GOLD

RoHS COMPLIANT

UNITS = INCHES [MM] DO NOT SCALE FROM DRAWING



THESE DRAWINGS AND SPECIFICATIONS ARE THE PROPERTY OF NorComp AND SHALL NOT BE REPRODUCED, COPIED OR USED AS THE BASIS FOR THE MANUFACTURE OR SALE OF APPARATUS WITHOUT WRITTEN PERMISSION.

DRAWN: M. SIGMON
DATE: 03/07/2016

NorComp

SCALE: NTS	SHEET 1 OF 1	REV 4
DWG NO. 858-004-203RKTY		