

APPROVAL SHEET

Dipole ANTENNA
863~928 MHz Working Frequency
Halogens Free Product
P/N: RFDPA131015IMBB301

Customer : _____
Customer 's Part No. : _____
Approval No. : _____
Issue Date : _____

*Contents in this sheet are subject to change without prior notice.

Version	Date	Description	Author
V01	2015 Dec.	New Release	SHLEE

ELECTRICAL CHARACTERISTICS

Item	Specification
Working Frequency Range	863 ~ 928 MHz (Note-1)
Gain	0.90 dBi
Return Loss	-10 dB (Max)
VSWR	2 max.
Polarization	Linear
Radiation Pattern	Omni-directional
Impedance	50Ω

*Note 1. Central Frequency should be defined after customers' application approval.

MATERIAL TABLE

Items	Description
Antenna Cover	ABS,Black
Antenna Base	PC+PBT,Black
Cable	Coaxial Cable ϕ 1.13,Black
PCB	FR4
Connector	IPEX Compatible

ORDERING RULE

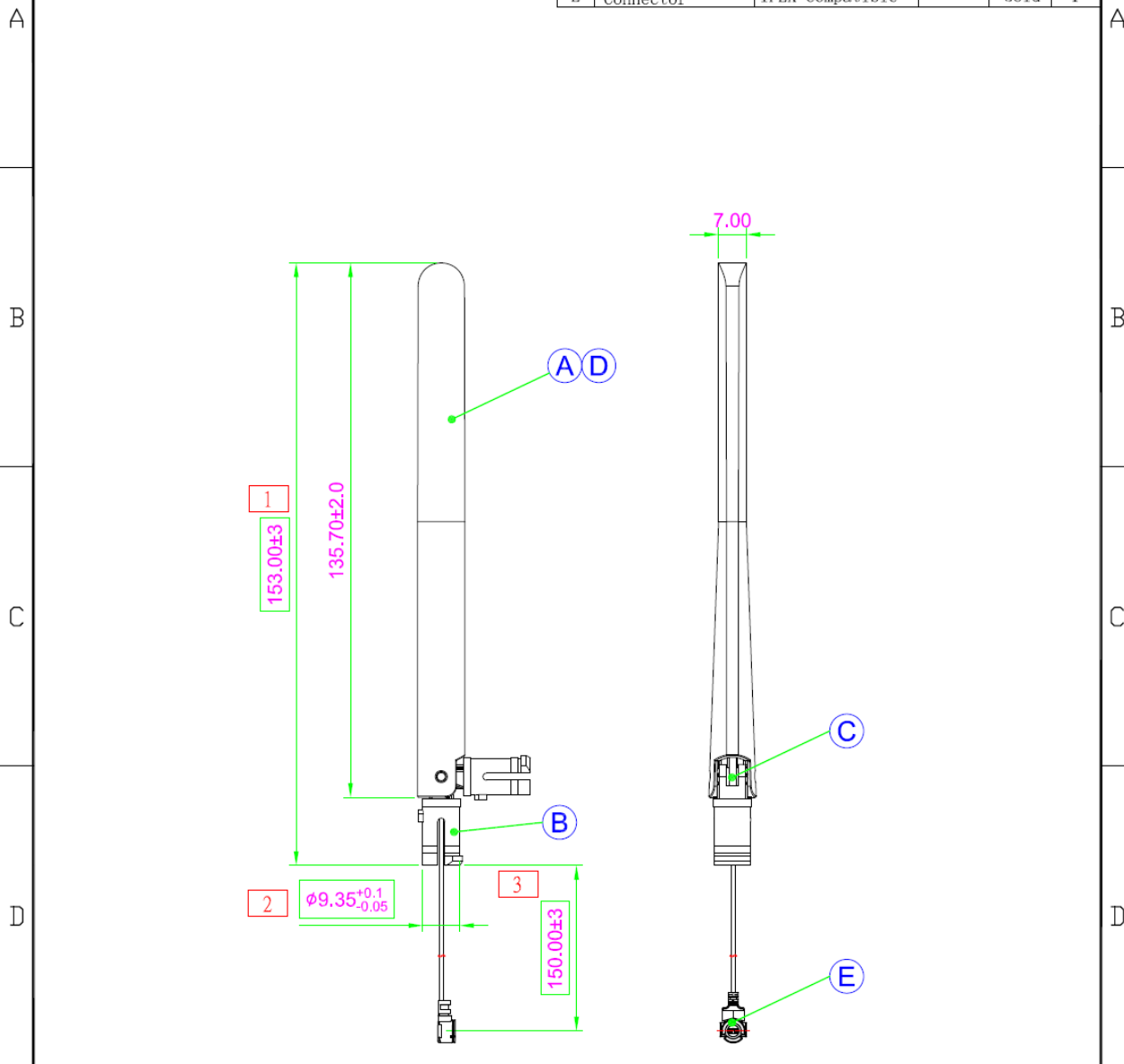
RF	DPA	1310	15	I	M	B	B	3	01
Type Code	Product Code	Dipole Dimension (Unit: mm)	Cable Length (unit: cm)	Connector Brand	Type of Connector	Application	Project status	Wire Diameter	Project
Walsin RF Device	DPA: Dipole Antenna	Per 2 digits of length, width e.g.: 1713 Length 172mm, Width ϕ 13.0mm	2 digits for cable length e.g.:10 Cable Length:10.5cm	A: N C:MCX D:IPEX III E: IPEX IV F: IPEX A13 H: Hirose I: IPEX M: MMCX S: SMA T: TNC U:MURATA N: None	A: Reverse Female B: Reverse Male F: Female M: Male N: None	0: 0GHz 3: 3GHz 5: 5 GHz 6: 6GHz A: 2.4GHz ISM band B: GSM 900/1800 dual band G: GPS band L: 2.4/5.2/5.8 GHz tri-band N: NFC T:LTE band W: WCDMA band	B: MP T:During Test X: Pile Run	0:None 1: ϕ 0.81 3: ϕ 1.13 6:RG316 7: ϕ 1.37 8:RG178	01-99 series number

DIMENSIONS

ELECTRICAL

Frequency: 863~928 MHz

No.	DESCRIPTION	MAT'L	Color	Q'TY
A	Antenna Cover	ABS	Black	1
B	Antenna Base	PC+PBT	Black	1
C	Cable	—	Black	1
D	PCB	FR4	—	1
E	Connector	IPEX Compatible	Gold	1




※標記□記號者, 為重點檢驗尺寸

				設計 DR. SHLEE	2015.12.07	品名		版本 REV.
				核准 APP. Marco		ARTICLE		A
				容許公差 TOLERANCE		RFDPA131015IMBB301		
				6以下.....±0.2		單位 UNIT		
				6以上~30.....±0.5		比例 SCALE		
				30以上~120.....±0.8		張數 SHEET		
				120以上~315.....±1.2		mm		
				315以上~1000.....±2.0		****		
				1000以上~2000.....±3.0		1		
LTR	DESCRIPTION	DATE	REQ. BY					

Test Report

■ Experimental Setup



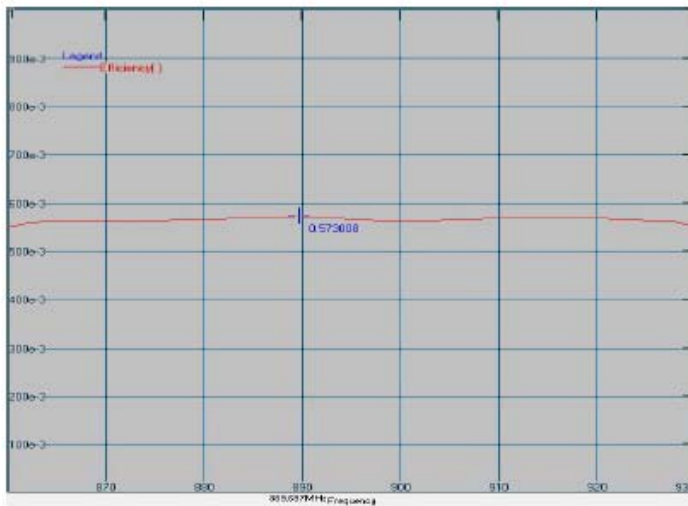
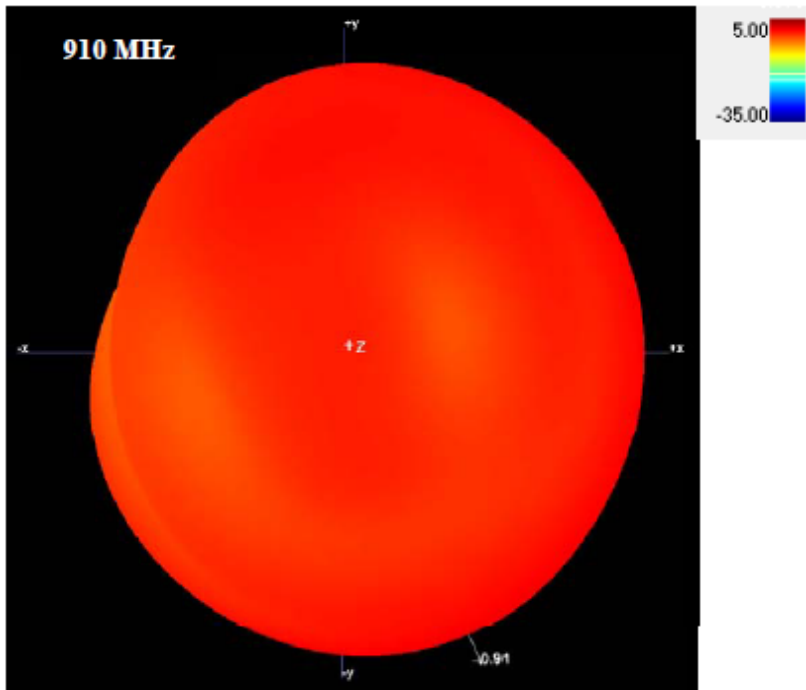
Walsin Antenna
Operating Freq. : 863 ~ 928 MHz

ELECTRICAL CHARACTERISTICS

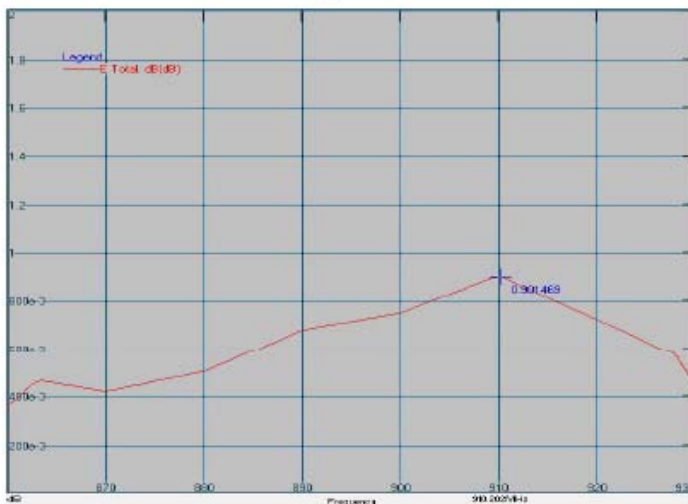
Return Loss



Antenna and Peak Gain



Maximum Efficiency at 890 MHz : 57.30 %



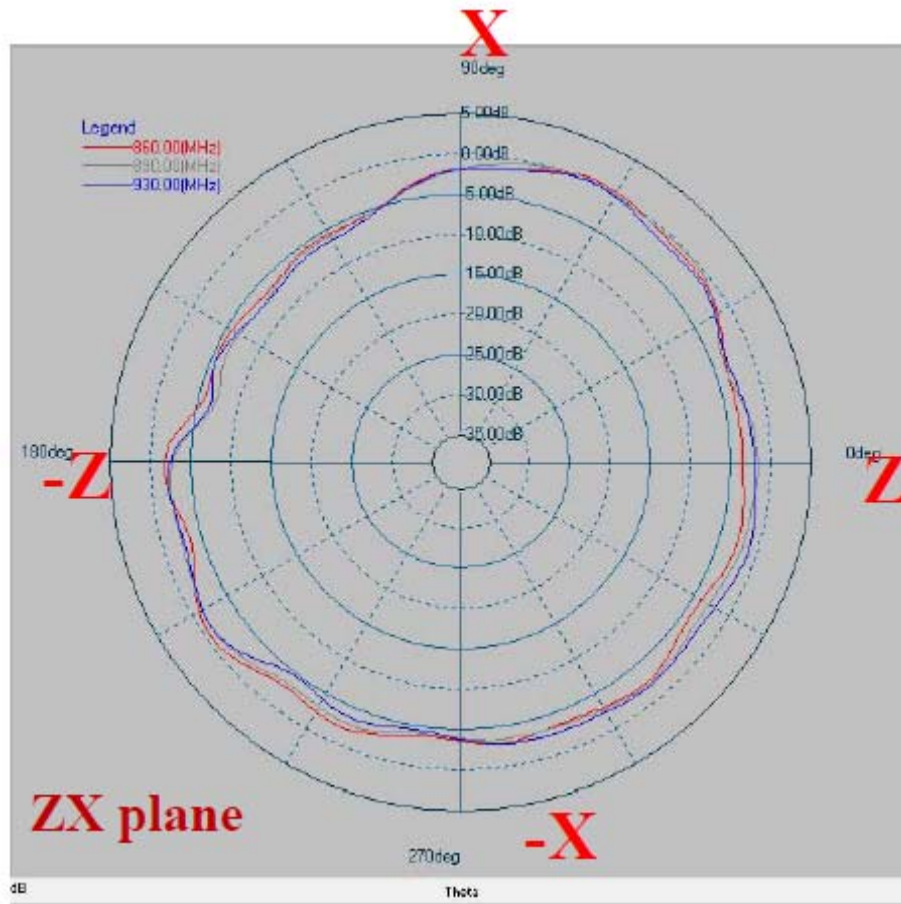
Maximum Peak Gain at 910 MHz : 0.90 dBi

■ RADIATION PATTERN

X-Z Plane

Phi=0.00deg

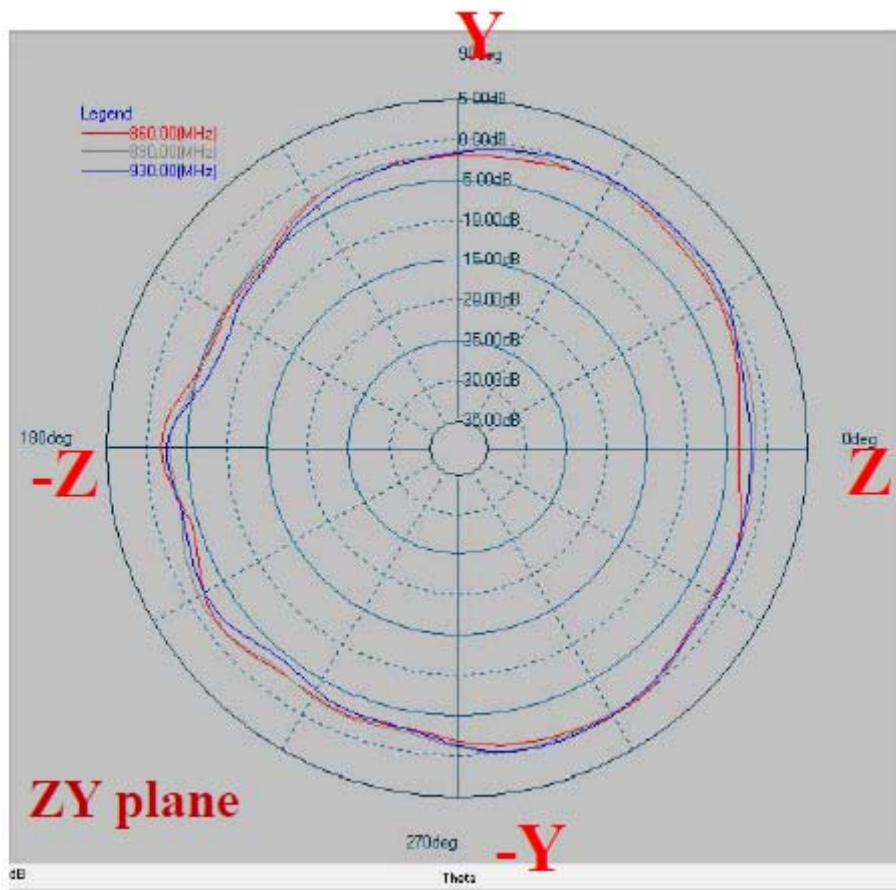
Gain . dB



Y-Z Plane

Phi=90.00deg

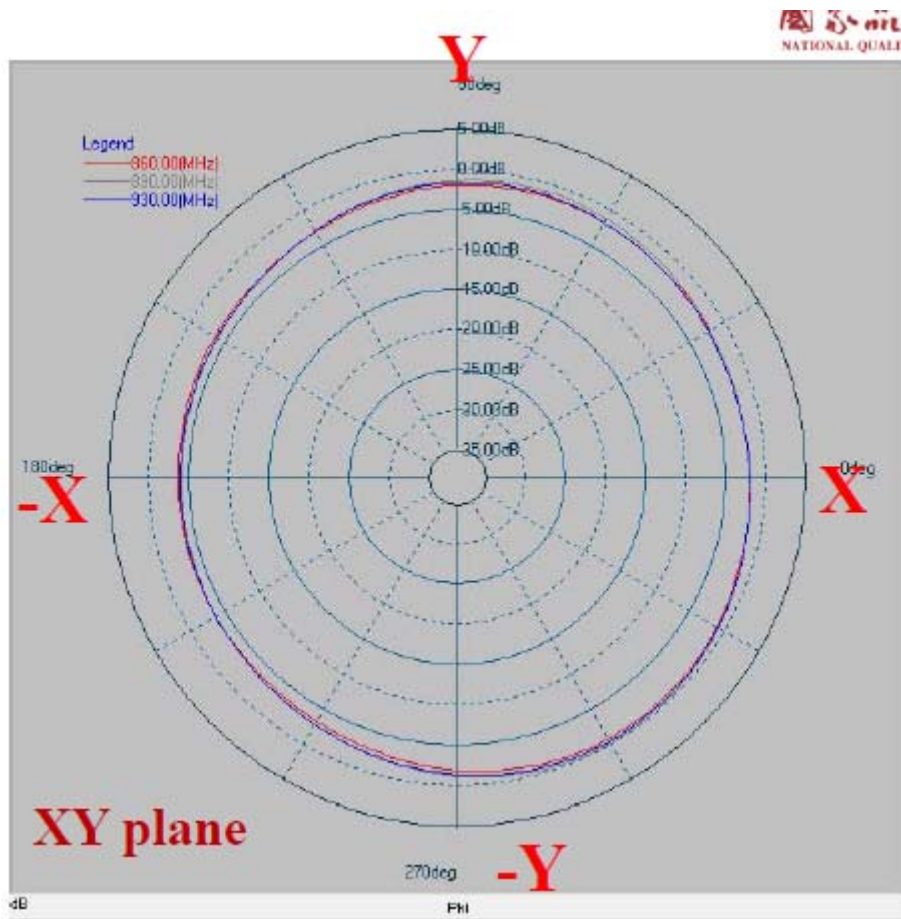
Gain . dB



X-Y Plane


Theta=90.00deg

Gain . dB



Frequency [MHz]	ZX plane		ZY plane		XY plane	
	Max Value [dB]	Average [dB]	Max Value [dB]	Average [dB]	Max Value [dB]	Average [dB]
860	0.36	-2.77	0.07	-2.15	-0.73	-2.36
890	0.12	-2.72	-0.11	-1.80	-0.21	-2.08
930	-0.09	-2.80	0.21	-1.95	-0.47	-2.22

Package

華新科技股份有限公司						
RFDPA131015IMBB301 製品工程表			頁次： 4 之 3			
			規章編號：		版次：A版	
			制修訂日期：2016/2/17			
包裝圖						
圖一						
		⇒			⇒	
單pcs產品						10pcs/1袋，封口
圖三						
		⇒			⇒	
圖四						
		⇒			⇒	
產品包裝規範：						
1.將每10PCS產品使用橡皮筋包紮，裝入1PE袋中,並在PE袋的中上方處粘貼製造標籤，封口。						
2.將珍珠棉放入外箱中(如圖示二)						
3.將裝好的成品(如圖示三)放入外箱中，每箱放600pcs產品，上下各放1片珍珠棉。						
4.外箱上需粘貼客標, 製造標以及客戶要求相關標籤,						
製造標籤圖示：實物標籤內容僅作參考 具體內容以出貨料號為準						
						
		(NO 1.): Spec desc.				
		(NO 2.): 料號 批號 數量(PN & LOT & QTY)				
		(NO 3.): 盤點條碼(Inventory check barcode)				
		(NO 4.): 列印時間-總張數(print system time-total piece this print)				
		(NO 5.): 表示 BULK LOT				
		(NO 6.):表示該張標籤流水序號				
<small>標籤注釋權屬華科電子有限公司</small>						
核准：	何耀輝	審核：	尤印化	制定：	袁蕊蕊	