



MTE140-SX-F-W6

140W



FEATURES:

- Medical Approvals
- 3-prong IEC 320-C14, Class I
- Medical safety approved (2x MOPP between primary to secondary) and Isolation Voltage 5,656 VDC
- Altitude during operation: Medical up to 5000m.
- 0.15W No Load Input Power
- Touch current less than 100uA
- Meet IEC60601-1-2 Ed4:2014
- 3 year warranty



MODEL/CHANNEL		Unit	MTE140-12SX-F-W6	MTE140-15SX-F-W6	MTE140-19SX-F-W6	MTE140-24SX-F-W6
OUTPUT	Output Voltage	Vdc	12	15	19	24
	Output Current	A	10.84	8.67	7.37	5.84
	Output Power	W	130	130	140	140
	O/P Regulation	%	±5%	±5%	±5%	±3%
	Ripple and Noise(max.) *3	mV	120	150	190	240
MODEL/CHANNEL		Unit	MTE140-28SX-F-W6	MTE140-36SX-F-W6	MTE140-48SX-F-W6	MTE140-54SX-F-W6
OUTPUT	Output Voltage	Vdc	28	36	48	54
	Output Current	A	5	3.89	2.92	2.6
	Output Power	W	140	140	140	140
	O/P Regulation	%	±3%	±3%	±3%	±3%
	Ripple and Noise(max.) *3	mV	280	280	280	280
INPUT	Input Voltage	Vac	90-264VAC			
	Input Current	A	2.5A @115VAC; 1.3A @230VAC max.			
	Inrush Current	A	< 50A peak @115VAC; < 100A peak @230VAC cold start @25°C			
	Input Frequency	Hz	47-63Hz			
	Power Factor	A	>0.95 @115VAC; > 0.90 @230VAC @full load			
	Efficiency (typical) *2	mA	>89% (Average) 25%, 50%, 75% and 100% of full load @ 115/230VAC			
	Hold Up Time	-	> 20ms typical @full load, 115VAC			
	Maximum Output Power	Po	140 Watts convection cooling			
	Touch current	-	< 100uA @264VAC			
Protection	Over Voltage Protection	-	Shutdown and latch off, AC recycle			
	Over Load Protection	-	110% to 150% maximum power, Auto-recovery			
	Short circuit protection	-	Auto-recovery			

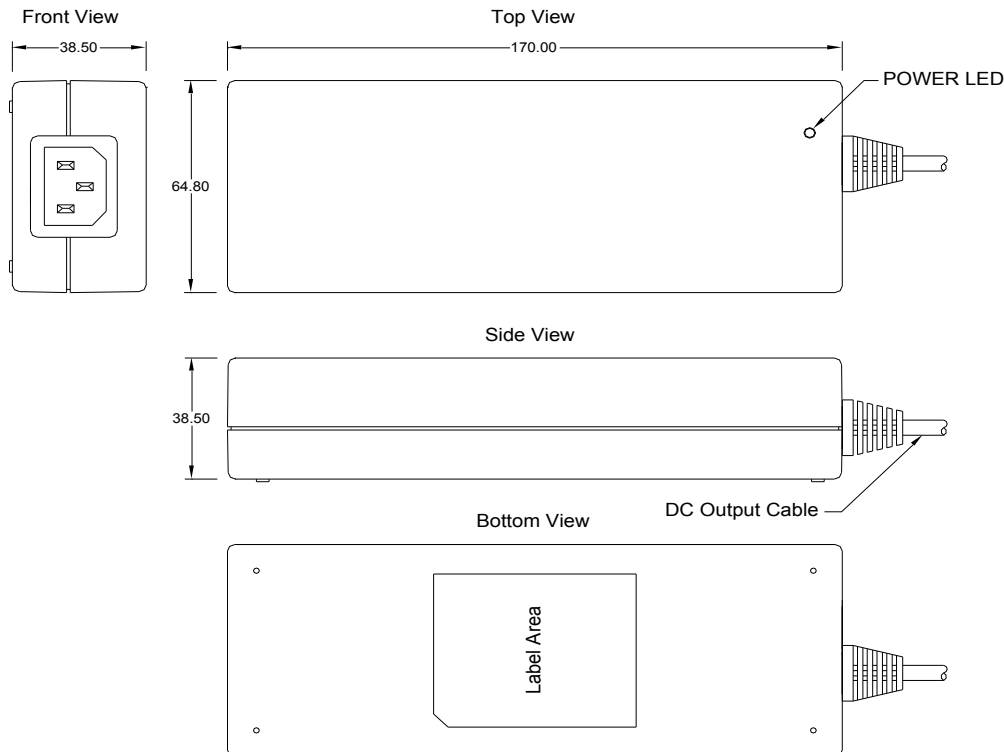




	MODEL/CHANNEL	Unit	
Environmental Agencies	Safety	-	UL/cUL 60601-1 3.1 Edition TUV EN60601-1 3.1 Edition CB IEC 60601-1 3.1 Edition
	EMC Standards	-	EN60601-1-2 IEC60601-1-2 Ed4:2014 EN 55011 Class B FCC Part 18 Class B CE
	MTBF	H	>120,000 hours @full load and 25°C ambient temperature based on MIL-HDBK-217F
Environment	Operating Temperature	-	-20 to +60°C (Refer to "Derating Curve")
	Operating Humidity	-	Non-condensing 0% to 95%
	Storage Temperature	-	-20°C to +85°C
	Cooling	-	Convection-cooling
Dimension	Size(WxHxD) / Weight	mm/g	170Lx64.8Wx38.5H/0.61

Dimension Diagram (mm)

140W



Note:

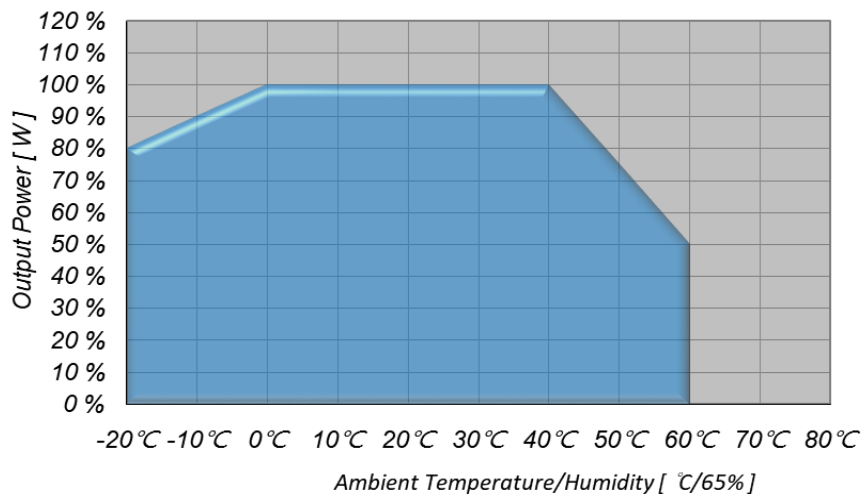
1. AC Inlet : IEC 320-C14
2. Plastic Case Color : Black
3. Tolerance : $\pm 0.5\text{mm}$
4. Unit : mm





Derating Curve

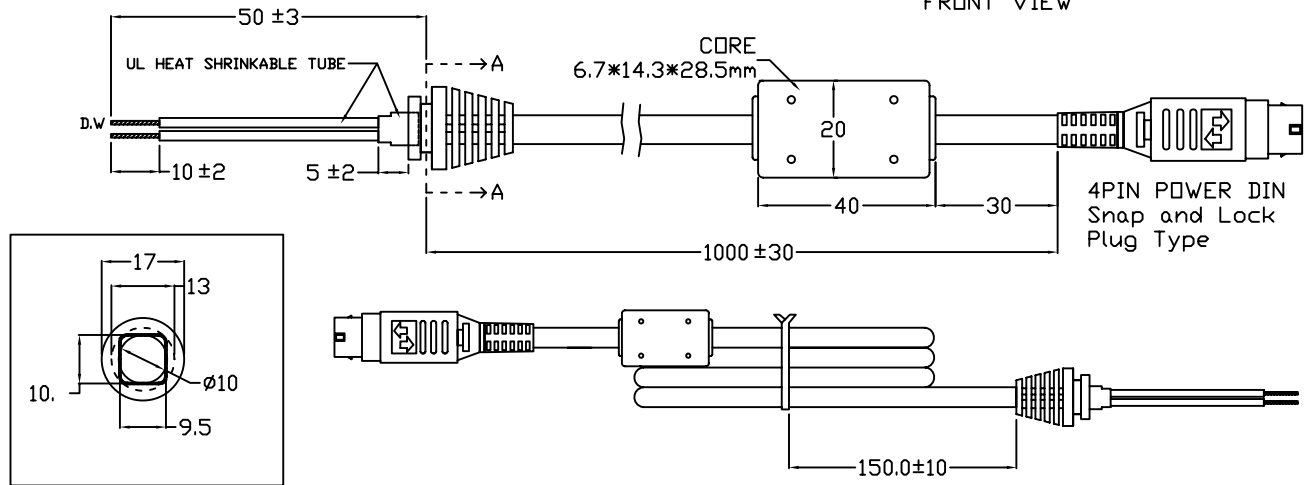
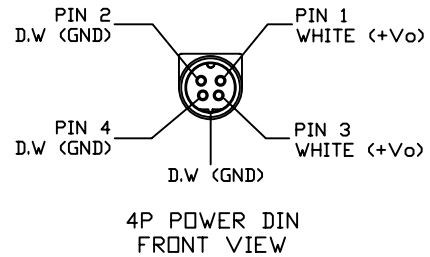
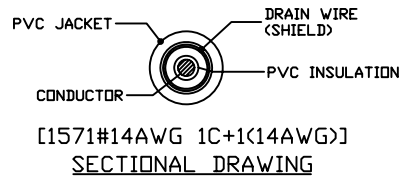
140W





Plug 12 VDC to 24 VDC

140W





Plug 28 VDC to 54 VDC

140W

