

SPECIFICATIONS:

ELECTRICAL:

INSULATOR RESISTANCE: 5 GOHMS Min.
 DIELECTRIC WITHSTANDING: 1,000VAC r.m.s.
 OPERATING TEMPERATURE: -55° C ~ +125° C
 POWER CONTACT RESISTANCE: 1.0 Milliohms Max.
 SIGNAL CONTACT RESISTANCE: 2.7 Milliohms Max.
 POWER PINS: SEE PART NO. BELOW
 SIGNAL PINS: 5 AMPS

MECHANICAL:

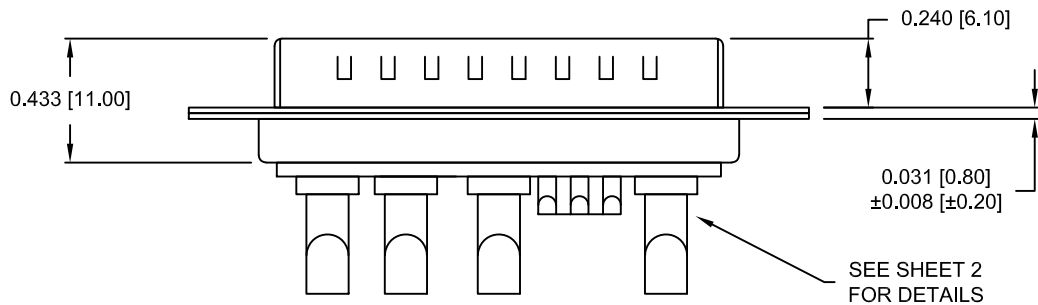
CONTACT INSERTION FORCE: 4.5 Kg Max.
 CONTACT SEPARATOR FORCE: 0.3Kg Min.

MATERIALS:

CONTACTS: COPPER ALLOY
 INSULATOR: PBT UL94V-0 RATED, BLACK
 230°C PROCESS TEMP.
 SHELL: STEEL

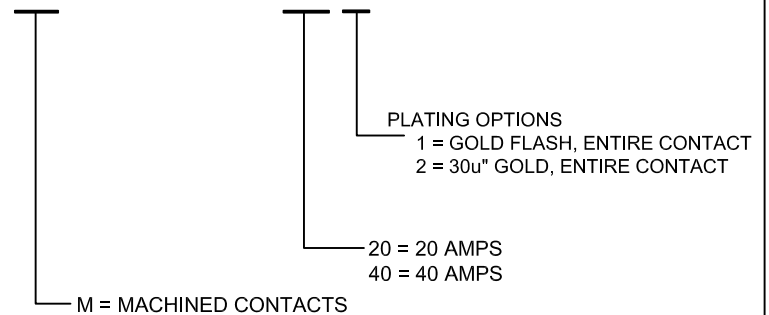
FINISH:

SHELL: NICKEL
 CONTACTS: FULL GOLD FLASH



SEE SHEET 2 FOR DETAILS

680M9W4103L40Y



RoHS COMPLIANT

UNITS = INCHES [MM] DO NOT SCALE FROM DRAWING



THESE DRAWINGS AND SPECIFICATIONS ARE THE PROPERTY OF NorComp AND SHALL NOT BE REPRODUCED, COPIED OR USED AS THE BASIS FOR THE MANUFACTURE OR SALE OF APPARATUS WITHOUT WRITTEN PERMISSION.

DRAWN:

J. KADEL

DATE:

08/20/2018

NorComp

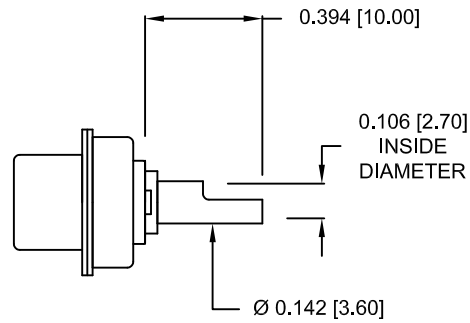
SCALE: NTS

SHEET 1 OF 2

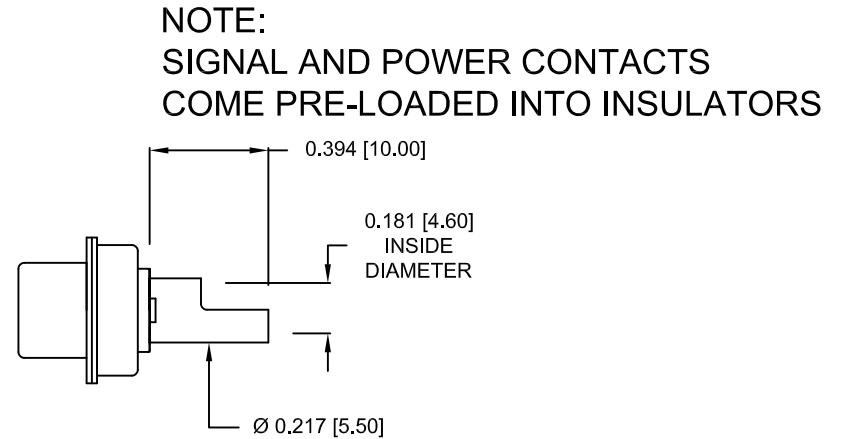
REV 0

DWG NO.

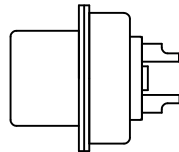
680M9W4103LYYY



20 AMP POWER CONTACTS
ACCEPTS UP TO 12 AWG WIRE



40 AMP POWER CONTACTS
ACCEPTS UP TO 8 AWG WIRE



SIGNAL CONTACTS
ACCEPTS UP TO 20 AWG WIRE

RoHS COMPLIANT

UNITS = INCHES [MM] DO NOT SCALE FROM DRAWING



THESE DRAWINGS AND SPECIFICATIONS ARE THE PROPERTY OF NorComp AND SHALL NOT BE REPRODUCED, COPIED OR USED AS THE BASIS FOR THE MANUFACTURE OR SALE OF APPARATUS WITHOUT WRITTEN PERMISSION.

DRAWN:
J. KADEL
DATE:
08/20/2018

NorComp

SCALE: NTS	SHEET 2	OF 2	REV 0
DWG NO.		680M9W4103LYYY	