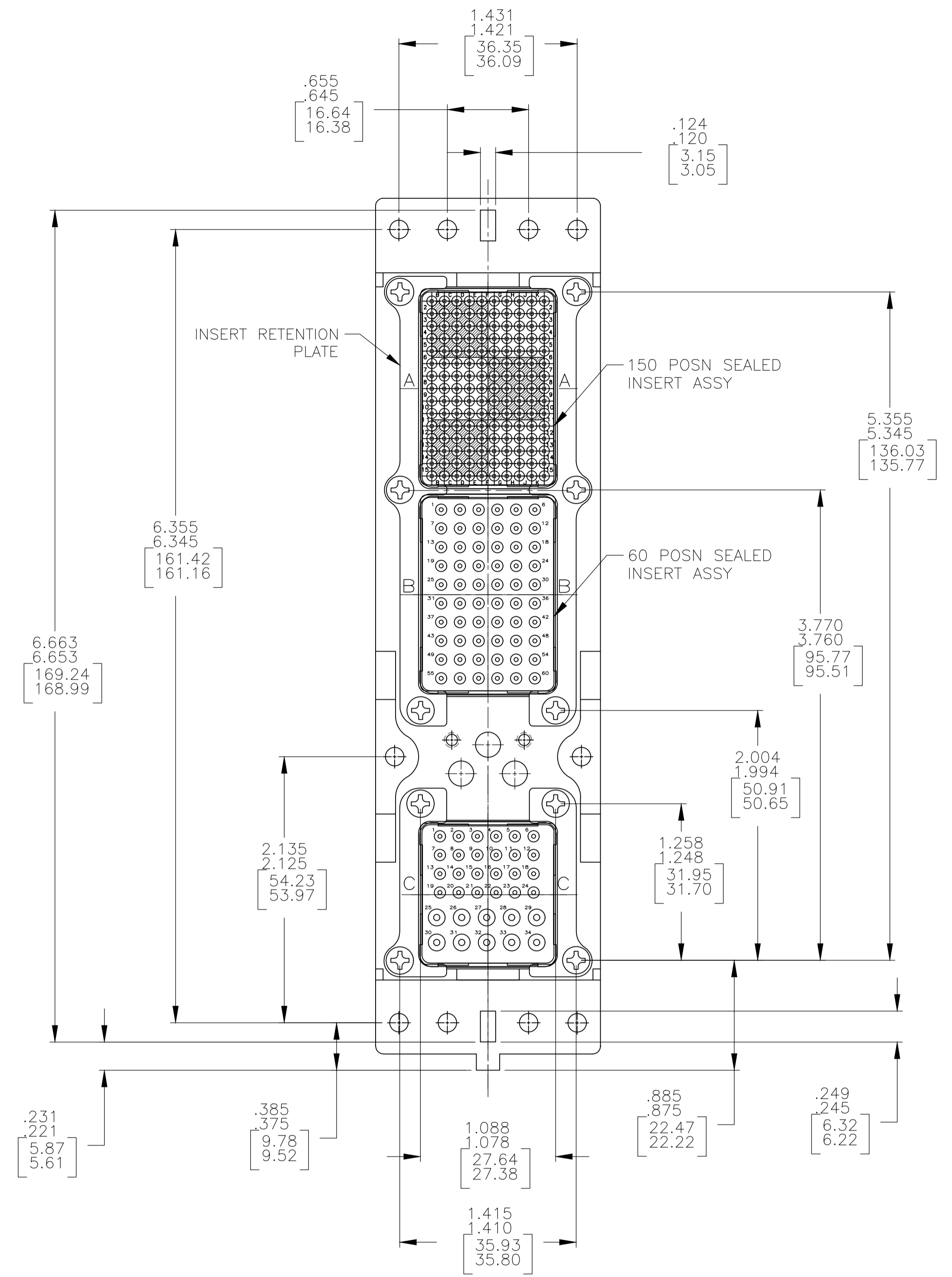
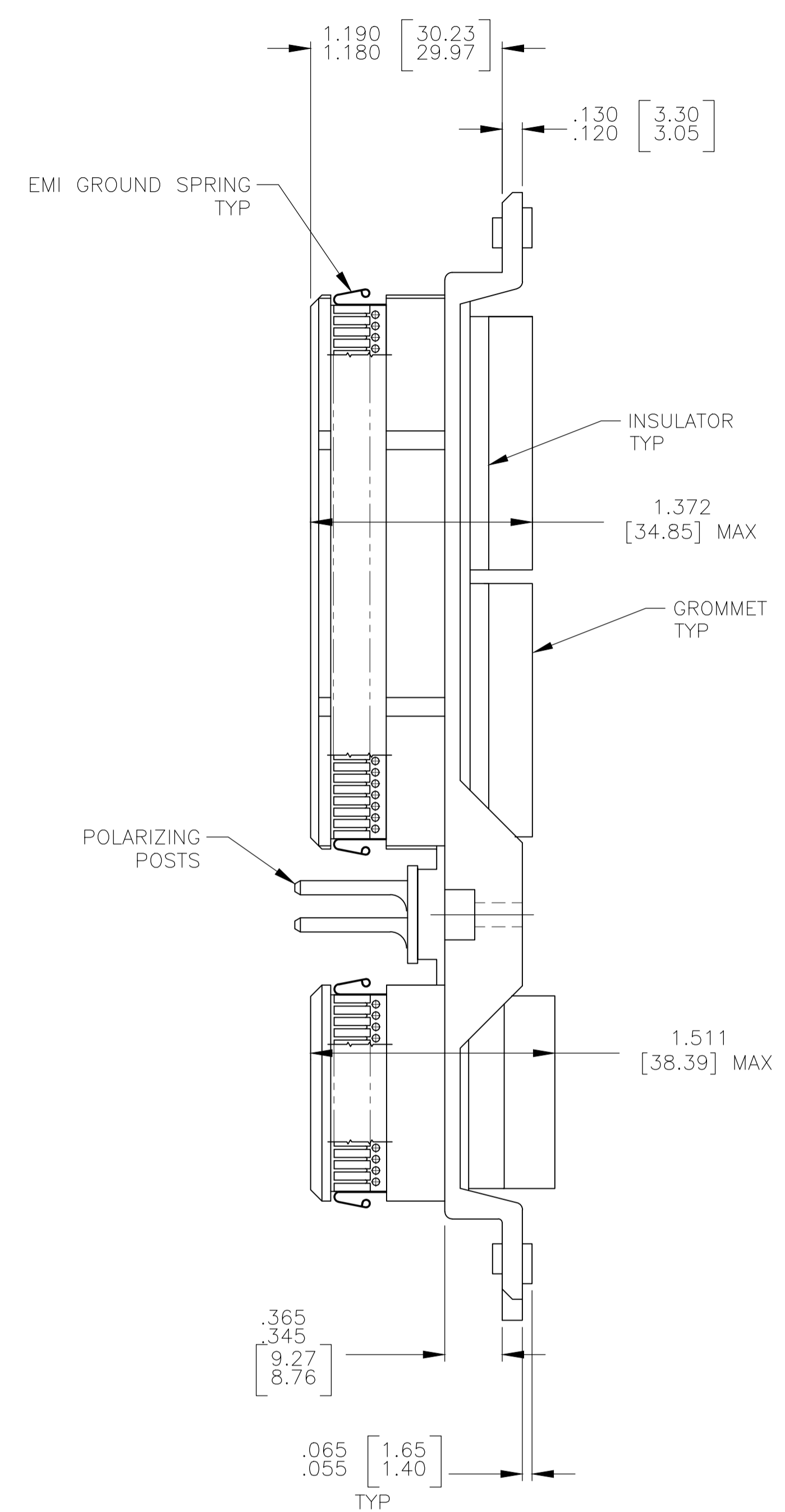
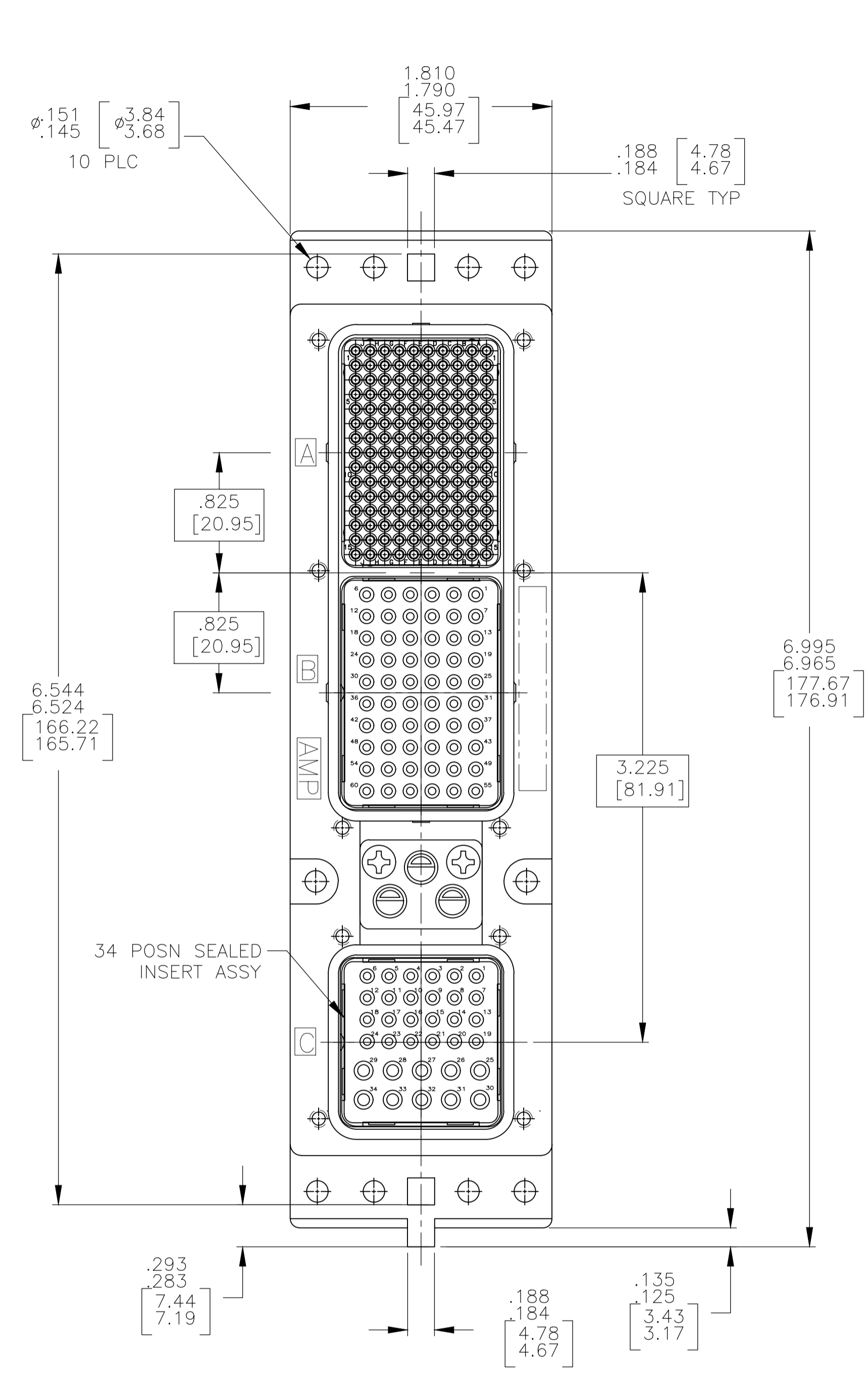


REVISIONS					
P	LTR	DESCRIPTION	DATE	DMN	APVD
C		REVISED PER ECO-17-015513	19DEC2017	PHM	CT



- CONNECTOR DIMENSIONS ARE PER ARINC 600 SPECIFICATION
- KEYING SHOWN IN POSITION "01" FOR REFERENCE ONLY. SEE TABLE FOR KEYING POSITION. FOR POSITION "00" KEYING SHIPPED UNASSEMBLED.

COMPONENT	MATERIAL	FINISH
SHELL	DIE CAST ALUMINUM PER ASTM-B-85	ELECTROLESS NICKEL PER MIL-C-26074.
RETENTION PLATES	ALUMINUM ALLOY PER ASTM-B-209	ELECTROLESS NICKEL PER MIL-C-26074.
SCREWS	STEEL OR STAINLESS STEEL	PASSIVATED
POLARIZING POSTS	ZINC ALLOY PER ASTM-B-86	ELECTROLESS NICKEL PER MIL-C-26074.
INSERTS	THERMOSET	-
EMI GROUND SPRING	BERYLLIUM COPPER 172 (ALLOY 29)	ELECTRODEPOSITED NICKEL PER QQ-N-290
GROMMET	FLUOROSILICONE	-
POLARIZING POST RETAINING PLATE	ALUMINUM ALLOY PER ASTM-B-209	BLUE ANODIZED PER MIL-A-8625

08	MODULE A 208262-3 (SIZE 22 PIN CONTACT; QTY=150)	1663346-1
	MODULE B 208267-2 (SIZE 22 SOCKET CONTACT; QTY=60)	
KEYING POSITION	CONTACTS INCLUDED NOT INSTALLED	PART NUMBER
THIS DRAWING IS A CONTROLLED DOCUMENT.		
DIMENSIONS: INCHES	TOLERANCES UNLESS OTHERWISE SPECIFIED:	
0 PLC ± .005	1 PLC ± .005	
2 PLC ± .005	3 PLC ± .005	
4 PLC ± .005	ANGLES ± .005	
MATERIAL SEE TABLE	FINISH SEE TABLE	WEIGHT
CUSTOMER DRAWING		SCALE 1:1 SHEET 1 OF 1 REV C