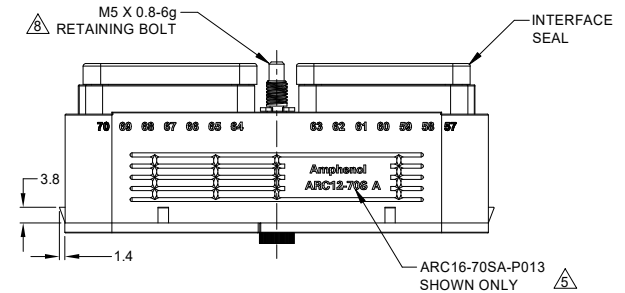
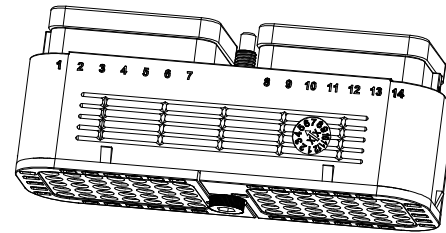
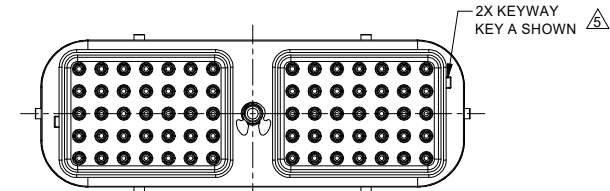
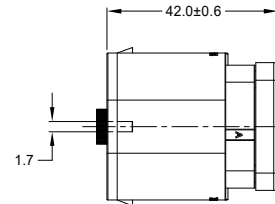
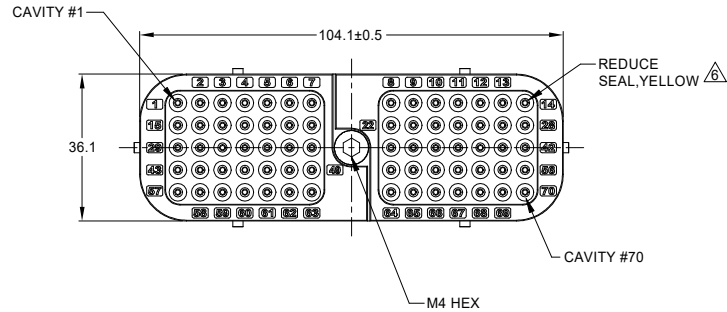


REVISIONS					
REV	ECO	DESCRIPTION	DATE	BY	APPR
A1	-	RELEASE NEW DRAWING	12/JUL/22	LOUIE	TOMMY



NOTES: UNLESS OTHERWISE SPECIFIED

- MATERIAL:  
HOUSING: THERMOPLASTIC, BLACK SEAL:  
SILICONE RUBBER  
CLIP: STAINLESS STEEL  
BOLT: STAINLESS STEEL
- MODIFICATIONS: REDUCE DIA. WIRE SEAL;  
INTERFACE SEALS ARE BONDED TO  
PLUG HOUSING
- SPECIFICATIONS:  
3.1 CURRENT RATING: 13 AMPS  
3.2 OPERATING TEMPERATURE: -55°C TO +125°C  
3.3 DIELECTRIC WITHSTANDING VOLTAGE: LESS THAN 2  
MILLIAMPS CURRENT LEAKAGE @ 1500 VOLTS AC  
3.4 INSULATION RESISTANCE: 1000 MEGOHMS MIN @ 25°C  
3.5 MOISTURE RESISTANCE:  
IP68 ( IM OF WATER FOR A PERIOD OF 24 HOURS, MATED  
CONDITION )  
IP69K( MATED CONDITION )  
3.6 MATING CYCLE DURABILITY: 100 CYCLES  
3.7 RoHS COMPLIANT
- MATING PART: ARC12-70PX\* RECEPTACLE  
(\* X = A,B,C,D KEYS ; \* = ALL MODIFICATIONS)

5. SEE SHEET 2 FOR OTHER KEY ARRANGEMENTS

6. CONTACT SIZE AND REAR SEAL WIRE RANGE:

CONTACT SIZE	MIN. INSUL O.D.	MAX. INSUL O.D.	TYPICAL WIRE RANGE
16	1.35 mm (.053 in)	3.05 mm (.120 in)	14 - 20 AWG (2.0 - 0.5 mm <sup>2</sup> )

7. PLUG IS SUPPLIED WITH DUST CAP

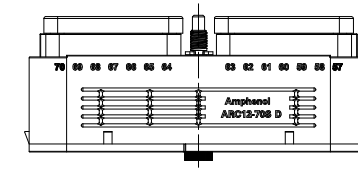
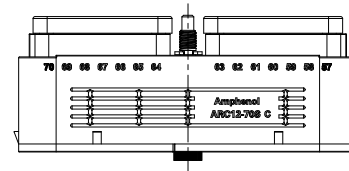
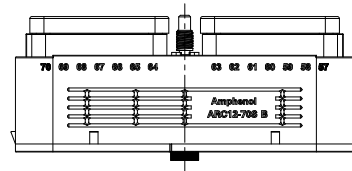
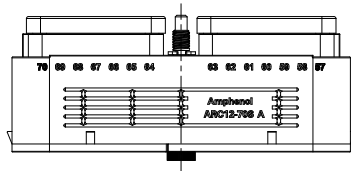
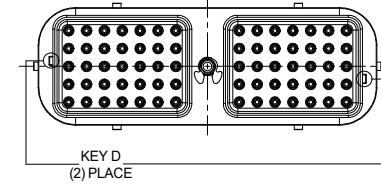
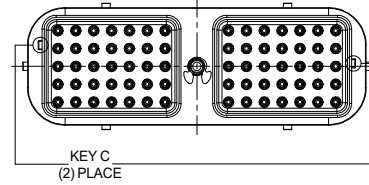
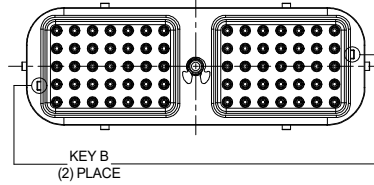
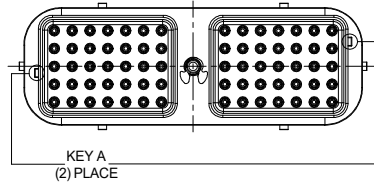
8. MATING TORQUE REQUIREMENT: 25 - 28 IN-LB [ 2.82 - 3.16 Nm ]

9. ALL DIMENSIONS ARE FOR REFERENCE USE ONLY

SEE SHEET 2		DESCRIPTION		ITEM
QUANTITY	PART NUMBER	MATERIALS LIST		
UNLESS OTHERWISE SPECIFIED		SIGNATURES		DATE
1) All dimensions are in metric(mm).		DRAWN:	LOUIE YIN	12/JUL/22
2) Tolerances are as follows:		CHECKED:	ORION LI	13/JUL/22
1 PL DEC ±0.30		ENGINEER:		
2 PL DEC ±0.15		APPROVAL:	TOMMY XIE	14/JUL/22
3 PL DEC ±0.08		CUSTOMER:		
3) Note reference =		THIS DRAWING IS SUPPLIED FOR INFORMATION ONLY. DESIGN FEATURES, SPECIFICATIONS AND PERFORMANCE DATA SHOWN HEREON ARE THE PROPERTY OF THE AMPHENOL CORPORATION. NO RIGHTS OF REPRODUCTION ARE IMPLIED. ALL DIMENSIONS ARE SUBJECT TO NORMAL MANUFACTURING VARIATIONS.		
MATERIAL SPECIFICATIONS:		70 POS, PLUG, SOCKET, ARC SERIES, KEYED, RD SEAL, BLACK		
PROCESS SPECIFICATIONS:		SIZE	TYPE	DWG NO:
NEXT ASSY:		B C- ARC16-70SXR-P013		REVISION
		SCALE	NONE	A1
		SHEET 1 OF 2		

TITLE: 70 POS. PLUG, SOCKET, ARC SERIES, KEYED, RD SEAL, BLACK  
DWG NO.: ARC16-70SXR-P013  
REV: A1  
SH: 1  
OF: 2

REVISIONS					
REV	ECO	DESCRIPTION	DATE	BY	APPR
A1	-	RELEASE NEW DRAWING	12/JUL/22	LOUIE	TOMMY



ARC16-24SX-P013 VARIANTS	
PART NUMBER	REF
ARC16-70SAR-P013	DRC16-70SAE-P013

ARC16-24SX-P013 VARIANTS	
PART NUMBER	REF
ARC16-70SBR-P013	DRC16-70SBE-P013

ARC16-24SX-P013 VARIANTS	
PART NUMBER	REF
ARC16-70SCR-P013	DRC16-70SCE-P013

ARC16-24SX-P013 VARIANTS	
PART NUMBER	REF
ARC16-70SDR-P013	DRC16-70SDE-P013

ARC16-70SXR-P013		DESCRIPTION		ITEM
QUANTITY	PART NUMBER	MATERIALS LIST		
<b>UNLESS OTHERWISE SPECIFIED</b> 1) All dimensions are in metric(mm). 2) Tolerances are as follows: 1 PL DEC ±0.30 2 PL DEC ±0.15 3 PL DEC ±0.08 Fractions ±1/64 Angles ±1° 3) Note reference =				
SIGNATURES		DATE		
DRAWN: LOUIE VYN		12/JUL/22		
CHECKED: ORION LI		13/JUL/22		
ENGINEER:				
APPROVAL: TOMMY XIE		14/JUL/22		
CUSTOMER:				
MATERIAL SPECIFICATIONS:		THIS DRAWING IS SUPPLIED FOR INFORMATION ONLY. DESIGN FEATURES, SPECIFICATIONS AND PERFORMANCE DATA SHOWN HEREON ARE THE PROPERTY OF THE AMPHENOL CORPORATION. NO RIGHTS OF REPRODUCTION ARE IMPLIED. ALL DIMENSIONS ARE SUBJECT TO NORMAL MANUFACTURING VARIATIONS.		
PROCESS SPECIFICATIONS:				
NEXT ASSY:				
SCALE: NONE		SIZE: <b>B C-</b>		DWG NO: <b>ARC16-70SXR-P013</b> REVISION <b>A1</b>
		SHEET 2 OF 2		

TITLE: 70 POS, PLUG, SOCKET,ARC SERIES,KEYED, RD SEAL,BLACK  
 DWG NO.: ARC16-70SXR-P013  
 REV: A1  
 SH: 2  
 OF: 2