




Connectors > Modular Jacks & Plugs > RJ45 Connectors



Modular Jack & Plug Interface Type: **RJ45**

Port Configuration: **Single Port**

Port Matrix Configuration: **1 x 1**

Modular Jacks & Plugs Products: **RJ Type Jacks & Plugs**

Connector Contact Density: **Standard**

## Features

### Product Type Features

Connector Product Type	Connector Assembly
Modular Jack & Plug Interface Type	RJ45
Modular Jacks & Plugs Products	RJ Type Jacks & Plugs
Modular Connector Style	Plug
Connector & Contact Terminates To	Wire & Cable

### Configuration Features

Status Indicator Type	None
Multiple Port Configuration	Stacked
Port Configuration	Single Port
Port Matrix Configuration	1 x 1
Connector Contact Density	Standard
Number of Positions	8
Number of Loaded Positions	4

### Signal Characteristics

--	--



Data Rate	1000 Mb/s
-----------	-----------

### Body Features

Insulator Material	Polymer
Shield Plating Finish	Matte
Shield Plating Material	Nickel
Shield Material	Copper Zinc Alloy
Connector Profile	Standard

### Contact Features

Contact Underplating Material	Nickel
Contact Current Rating (Max)	1.5 A
Contact Mating Area Plating Material	Gold
Contact Base Material	Copper Alloy
Contact Mating Area Plating Material Thickness	.76 $\mu$ m

### Housing Features

Centerline (Pitch)	1.02 mm
Housing Color	Orange
Housing Material	Polyamide

### Dimensions

Connector Height	16.5 mm
------------------	---------

### Usage Conditions

Operating Temperature Range	-40 – 85 °C
-----------------------------	-------------

### Operation/Application

Shielded	Yes
Circuit Application	Power & Signal

### Industry Standards

IP Rating	IP20
UL Flammability Rating	UL 94V-0
Performance Category	Cat 5e

### Packaging Features

Packaging Quantity	1
Packaging Method	Box



## Product Compliance




[For compliance documentation, visit the product page on TE.com>](#)

EU RoHS Directive 2011/65/EU	Compliant
EU ELV Directive 2000/53/EC	Compliant
China RoHS 2 Directive MIIT Order No 32, 2016	No Restricted Materials Above Threshold
EU REACH Regulation (EC) No. 1907/2006	Current ECHA Candidate List: JAN 2023 (233) Candidate List Declared Against: JUNE 2022 (224) Does not contain REACH SVHC
Halogen Content	Not Low Halogen - contains Br or Cl > 900 ppm.
Solder Process Capability	Not reviewed for solder process capability

### Product Compliance Disclaimer

This information is provided based on reasonable inquiry of our suppliers and represents our current actual knowledge based on the information they provided. This information is subject to change. The part numbers that TE has identified as EU RoHS compliant have a maximum concentration of 0.1% by weight in homogenous materials for lead, hexavalent chromium, mercury, PBB, PBDE, DBP, BBP, DEHP, DIBP, and 0.01% for cadmium, or qualify for an exemption to these limits as defined in the Annexes of Directive 2011/65/EU (RoHS2). Finished electrical and electronic equipment products will be CE marked as required by Directive 2011/65/EU. Components may not be CE marked. Additionally, the part numbers that TE has identified as EU ELV compliant have a maximum concentration of 0.1% by weight in homogenous materials for lead, hexavalent chromium, and mercury, and 0.01% for cadmium, or qualify for an exemption to these limits as defined in the Annexes of Directive 2000/53/EC (ELV). Regarding the REACH Regulation, the information TE provides on SVHC in articles for this part number is based on the latest European Chemicals Agency (ECHA) 'Guidance on requirements for substances in articles' posted at this URL: <https://echa.europa.eu/guidance-documents/guidance-on-reach>

## Compatible Parts

 <p>TE Part # 1-406541-6 MJ,INV,1X1,6PNL G.,140"ST,SN</p>	 <p>TE Part # 5406299-1 MJ ASSY,S/P,8POS,SH,RVPGT,CAT 5e</p>	 <p>TE Part # 133041-E MJ DS-LG5 ** 8 8 4 * GF9 ** 30 * J 3 1</p>	 <p>TE Part # 133044-E MJ DS-LG5 ** 8 8 8 * ** * 30 * J 3 133</p>
--	---	--	--



## Documents

### Product Drawings

[RJ45 FIELD INSTALLABLE CABLE CONN.](#)

English

### CAD Files

[3D PDF](#)

3D

### Customer View Model

[ENG\\_CVM\\_CVM\\_2383216-1\\_1.2d\\_dxf.zip](#)

English



### Customer View Model

[ENG\\_CVM\\_CVM\\_2383216-1\\_1.3d\\_igs.zip](#)

English

### Customer View Model

[ENG\\_CVM\\_CVM\\_2383216-1\\_1.3d\\_stp.zip](#)

English

By downloading the CAD file I accept and agree to the [Terms and Conditions](#) of use.

### Product Specifications

[Application Specification](#)

English

### Instruction Sheets

[Instruction Sheet \(non U.S.\)](#)

English

### Agency Approvals

[UL](#)

English