

XB5AS86449B4

Harmony XB5, Illuminated emergency stop, plastic, red mushroom Ø40, Ø22, trigger latching turn to release, 24 V DC, 1 NO + 2 NC,



Main

Range of Product	Harmony XB5
Product or Component Type	Illuminated emergency stop push-button
Device short name	XB5
Bezel material	Plastic
Fixing collar material	Plastic
Head type	Standard
Mounting diameter	0.87 in (22 mm)
Sale per indivisible quantity	1
Local signalling	1 red LED 24 V DC 7.5 mA
Light source	LED
[Us] rated supply voltage	21.6...26.4 V
Light source colour	Red
Service life in hours	30000 h 77 °F (25 °C)
Shape of signaling unit head	Round
Type of operator	Trigger action and mechanical latching with mechanical state indicator
Reset	Turn to release
Operator profile	Red mushroom Ø 40 mm, unmarked
Contact operation	Slow-break
Connections - terminals	Screw clamp terminals, <= 1.25 mm ² with cable end EN/IEC 60947-1 Screw clamp terminals, <= 1.25 mm ² without cable end EN/IEC 60947-1
Device presentation	Complete product

Complementary

[Us] rated supply voltage	24 V DC 50 Hz
Supply voltage limits	21.6...26.4 V DC
Height	1.65 in (42 mm)
Width	1.65 in (42 mm)
Depth	3.13 in (79.5 mm)
Terminals description ISO n°1	(21-22)NC (11-12)NC (13-14)NO
Net Weight	0.21 lb(US) (0.094 kg)
Contacts usage	Monitoring contact
Positive opening	With EN/IEC 60947-5-1 appendix K
Mechanical durability	100000 cycles
Tightening torque	7.08...13.28 lbf.in (0.8...1.5 N.m) EN/IEC 60947-1
Shape of screw head	Slotted flat Ø 5.5 mm Cross JIS No 2 Cross Philips No 2
Contacts material	Silver alloy - gold plated (Ag/Cu)
Short-circuit protection	10 A cartridge fuse gG EN/IEC 60947-5
[Ith] conventional free air thermal current	5 A EN/IEC 60947-5-1

[Ui] rated insulation voltage	250 V 2)IEC 61140
[Uimp] rated impulse withstand voltage	2.5 kV EN/IEC 60947-1
[Ie] rated operational current	1.5 A 240 V, AC-15, B300 EN/IEC 60947-5-1 3 A 120 V, AC-15, B300 EN/IEC 60947-5-1 0.1 A 250 V, DC-13, R300 EN/IEC 60947-5-1 0.22 A 125 V, DC-13, R300 EN/IEC 60947-5-1
Electrical durability	100000 Cycles, AC-15, 1.5 A 240 V 1800 cyc/h 0.4 EN/IEC 60947-5-1 appendix C 100000 Cycles, AC-15, 3 A 120 V 1800 cyc/h 0.4 EN/IEC 60947-5-1 appendix C 100000 Cycles, DC-13, 0.1 A 250 V 1800 cyc/h 0.4 EN/IEC 60947-5-1 appendix C 100000 cycles, DC-13, 0.22 A 125 V 1800 cyc/h 0.4 EN/IEC 60947-5-1 appendix C

Environment

Ambient Air Temperature for Storage	-40...176 °F (-40...80 °C)
Ambient Air Temperature for Operation	-4...122 °F (-20...50 °C)
Overvoltage category	Class II IEC 61140
IP degree of protection	IP65 IEC 60529 front face) IP2x back face)
Standards	EN/IEC 60947-1 EN/IEC 60947-5-1 CSA C22.2 No 14 EN/IEC 60947-5-5 EN/IEC 60204-1 EN/ISO 13850 JIS C8201-5-1 UL 508 JIS C8201-1
Product Certifications	UL Listed CSA
Vibration resistance	50 m/s ² 10...500 Hz)IEC 60068-2-6
Shock resistance	150 m/s ² 11 ms) half sine wave acceleration IEC 60068-2-27

Ordering and shipping details

Category	22000-Temporary Category for ITS Price Promotion
Discount Schedule	I
GTIN	3606481205452
Nbr. of units in pkg.	1
Package weight(Lbs)	5.29 oz (150.0 g)
Returnability	Yes

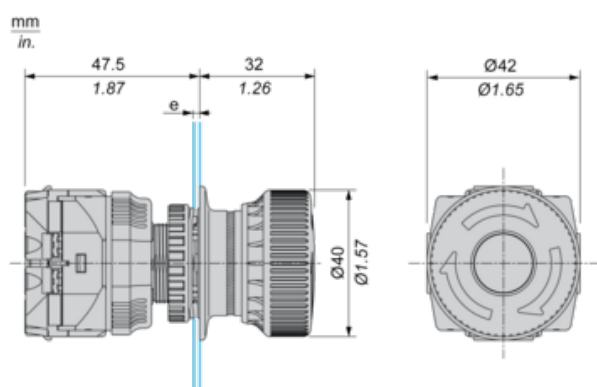
Packing Units

Unit Type of Package 1	PCE
Package 1 Height	1.85 in (4.699 cm)
Package 1 width	3.27 in (8.306 cm)
Package 1 Length	3.54 in (8.999 cm)
Unit Type of Package 2	S01
Number of Units in Package 2	12
Package 2 Weight	3.93 lb(US) (1.784 kg)
Package 2 Height	5.91 in (15 cm)
Package 2 width	5.91 in (15 cm)
Package 2 Length	15.75 in (40 cm)

Offer Sustainability

Sustainable offer status	Green Premium product
REACH Regulation	REACH Declaration
REACH free of SVHC	Yes
EU RoHS Directive	Pro-active compliance (Product out of EU RoHS legal scope) EU RoHS Declaration
Toxic heavy metal free	Yes
Mercury free	Yes
RoHS exemption information	Yes
China RoHS Regulation	China RoHS Declaration
Environmental Disclosure	Product Environmental Profile
Circularity Profile	End Of Life Information
WEEE	The product must be disposed on European Union markets following specific waste collection and never end up in rubbish bins.

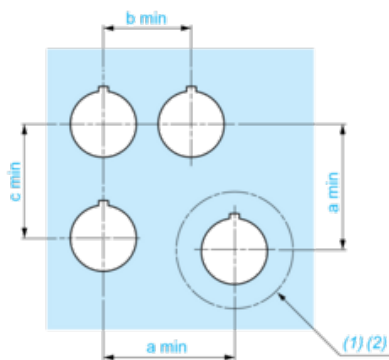
Dimensions



(e) Clamping thickness: 1 mm to 6 mm / 0.03 in to 0.24 in

Panel Cut-out for Emergency Stop Push Button (Finished Holes, Ready for Installation)

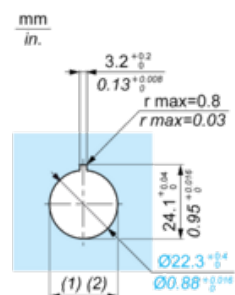
Connection by Screw Clamp Terminals



- (1) Diameter on finished panel or support
- (2) Ø42 mm recommended / Ø1.65 in. recommended (Head diameter)

Connections	a in mm	a in in.	b in mm	b in in.	c in mm	c in in.
By screw terminals	45	1.77	30	1.18	40	1.57

Connection by Screw Clamp Terminals



- (1) Diameter on finished panel or support
- (2) Ø22.5 mm recommended (Ø22.3 0+0.4) / Ø0.89 in. recommended (Ø0.88 in. 0+0.016)