

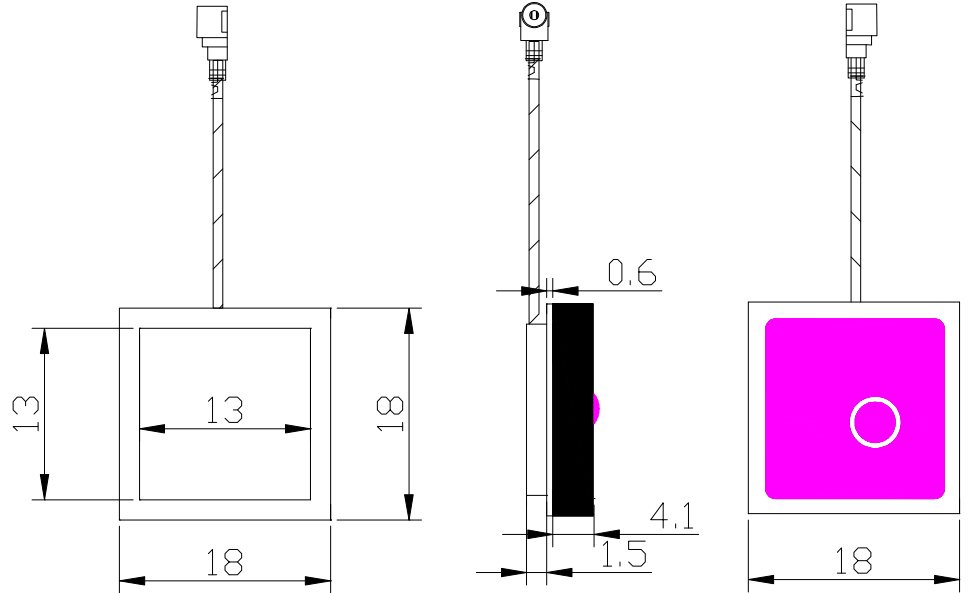
# GPS Active Embedded Antenna Specification



Antenna	
Frequency Range	1575.42MHz±1.02 MHz
V.S.W.R	1.5:1
Band Width	> 8 MHz
Impedence	50 ohm
Gain	4dBic Based on 7×7cm ground plane
Polarization	RHCP

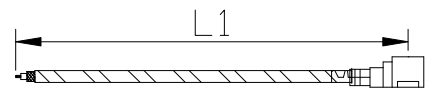
<b>LNA</b>	
<b>Frequency Range</b>	1575.42MHz±1.02 MHz
<b>DC Voltage</b>	2.7V/3.0V/3.3V/5.0V/3.0V to 5.0V/other
<b>Gain (Typical)</b>	27dB (Without cable +25°C±10°C)
<b>Noise Figure (Typical)</b>	1.5DB
<b>DC current</b>	11mA MAX
<b>Material</b>	
<b>Antenna</b>	Dielectric Ceramics
<b>PCB</b>	FR4
<b>Shielding</b>	Tinplate
<b>RF Cable</b>	RG174/RG316/RG178/Mini cable or other
	L=80/100mm or other
<b>RF Connector</b>	IPEX/H.FL/SMA/MCX/MMCX or other
<b>Testing Conditions</b>	
<b>Working Temp</b>	-25°C ~+65°C
<b>Storage Temp</b>	-40°C ~+85°C
<b>Vibration</b>	Sine sweep 1g(0-p)
	10~55~10Hz each axis
<b>DC Voltage</b>	DC=2.5-5.5V

## Size drawing

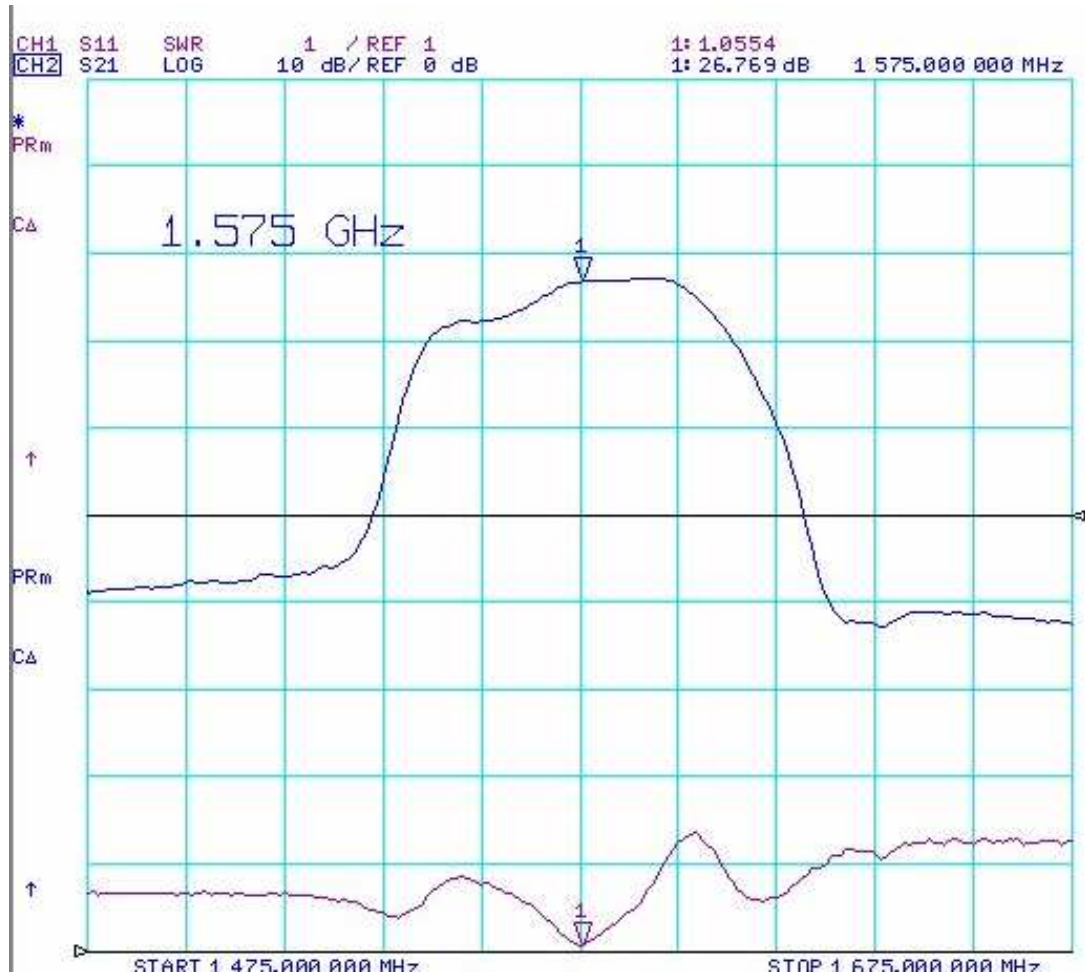


注意事项:

1. 单位: 毫米。
2. 未标注公差:  $\pm 0.3$ 。



## Lna Test Plans



### smith chart of patch antenna

