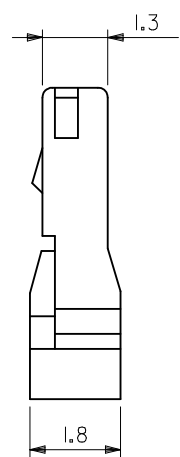
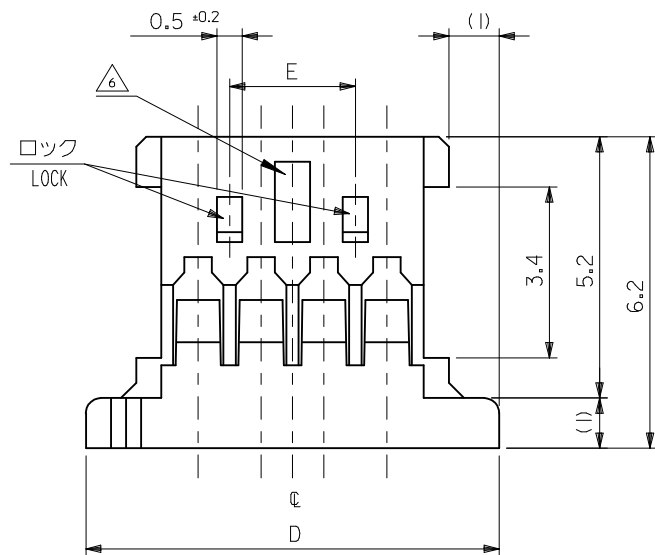
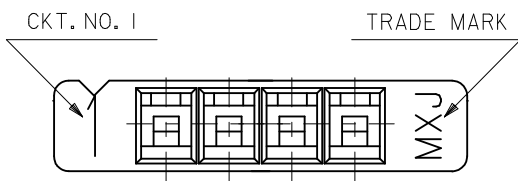


- 注記 NOTES**
1. 嵌合相手: 53779-**10, 53780-**10
MATES: 53779-**10, 53780-**10
 2. 適合ターミナル: 50641-8***
APPLICABLE TERMINAL: 50641-8***
 - △ 偶数極の製品に適用。
APPLY EVEN CIRCUIT PRODUCTS.
 4. 材料: PBT, UL94V-0
MATERIAL
 5. 及び 適合品
ELV AND RoHS COMPLIANT
 - △ 4極以上のロック間に於ける各極間に適用
APPLY TO RECESS SPACE BETWEEN EACH CKT WALL OVER THE 4CKT



22.50	28.22	26.22	25.22	23.75	51146-2000	20
20.00	25.72	23.72	22.72	21.25	-1800	18
16.25	21.97	19.97	18.97	17.50	-1500	15
15.00	20.72	18.72	17.72	16.25	-1400	14
12.50	18.22	16.22	15.22	13.75	-1200	12
10.00	15.72	13.72	12.72	11.25	-1000	10
8.75	14.47	12.47	11.47	10.00	-0900	9
7.50	13.22	11.22	10.22	8.75	-0800	8
6.25	11.97	9.97	8.97	7.50	-0700	7
5.00	10.72	8.72	7.72	6.25	-0600	6
3.75	9.47	7.47	6.47	5.00	-0500	5
2.50	8.22	6.22	5.22	3.75	-0400	4
	6.97	4.97	3.97	2.50	-0300	3
	5.72	3.72	2.72	1.25	51146-0200	2
E	D	C	B	A	PLASTIC BAG	極数
					ORDER No. オーダー番号	CIRCUITS



REVISED EC NO: J2018-0015 DRWING NO: 2017/07/06 CHKD: GGA APPR: GGA	GENERAL TOLERANCES (UNLESS SPECIFIED)		DIMENSION STYLE MM ONLY		SCALE 10:1	DESIGN UNITS METRIC	THIRD ANGLE PROJECTION
	0.25 UNDER	±0.03	DRAWN BY	DATE	TITLE		
	0.25 OVER 0.5 UNDER	±0.05	Y. MIZUNO	'95/12/25	1.25 WIRE TO BOARD CONN. HOUSING		
	0.5 OVER 1.0 UNDER	±0.1	CHECKED BY	DATE			
1.0 OVER 10 UNDER	±0.2	Y. MIZUNO	'96/08/20				
10 OVER 30 UNDER	±0.25	APPROVED BY	DATE	DOCUMENT NO.			
30 OVER	±0.3	TKANEKO	2016/01/29	SD-51146-001			
ANGULAR ±3 °		MATERIAL NO.		SEE TABLE			SHEET NO. 1 OF 1
DRAFT WHERE APPLICABLE MUST REMAIN WITHIN DIMENSIONS				SIZE A3	THIS DRAWING CONTAINS INFORMATION THAT IS PROPRIETARY TO MOLEX ELECTRONIC TECHNOLOGIES, LLC AND SHOULD NOT BE USED WITHOUT WRITTEN PERMISSION		