
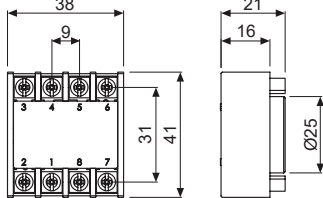
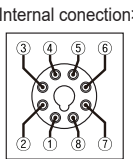

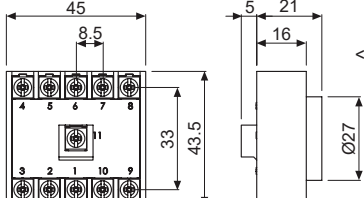
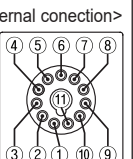

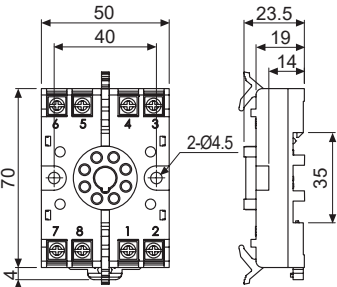
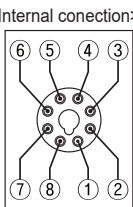

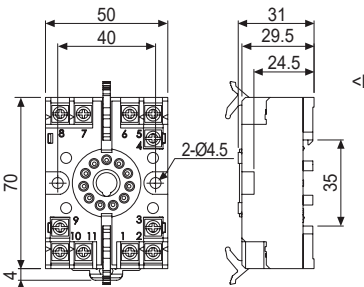
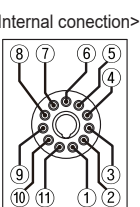

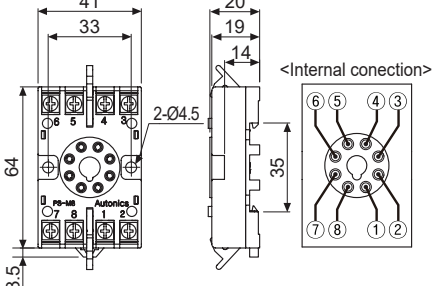


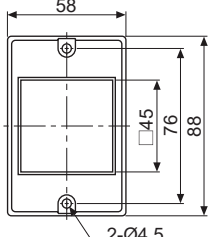
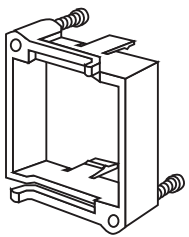


## Controller Socket (8-pin, 11-pin)

(unit: mm)

Model	Standard socket		
	PG-08	PG-11	
Appearances & Dimensions	  	  	
	<b>DIN rail and panel mounting socket</b>		
Model	PS-08(N)	PS-11(N)	
	  	  	
Model	<b>DIN rail and panel mounting socket</b> PS-M8   ※Only for ATS8 Series socket.	<b>Adaptor</b>	
		Beige FGB48-GR	Black FGB48-BL
Appearances & Dimensions	  		
	※Only for ATS8 Series socket.		