

NOTES:

1. MATERIALS OF CONSTRUCTION:

FERRULE: COPPER / NICKEL PLATED
 BODY: DIECAST / NICKEL PLATED
 SHELL: PHOSPHOR BRONZE / NICKEL PLATED
 CONTACT: BRASS / GOLD PLATED
 INSULATOR: TEFLON

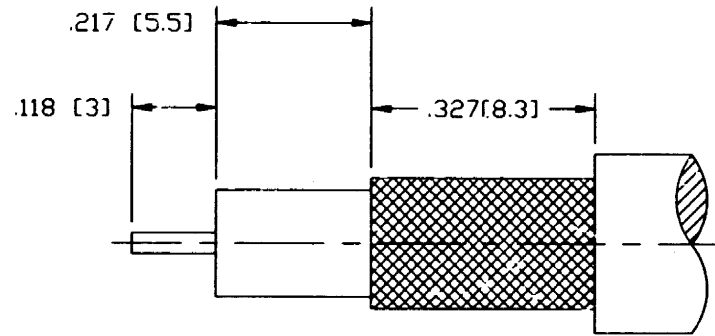
2. PACKAGE THIS CONNECTOR IN BAG 999-226.

3. DO NOT SCALE THIS DRAWING.

81-183-RFX

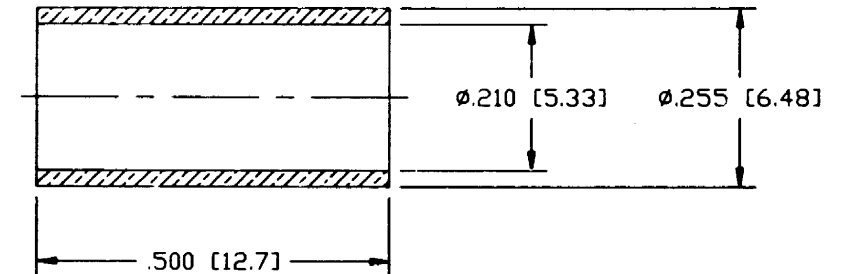
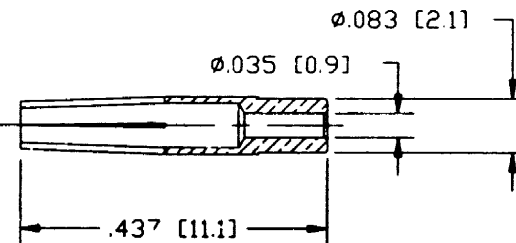
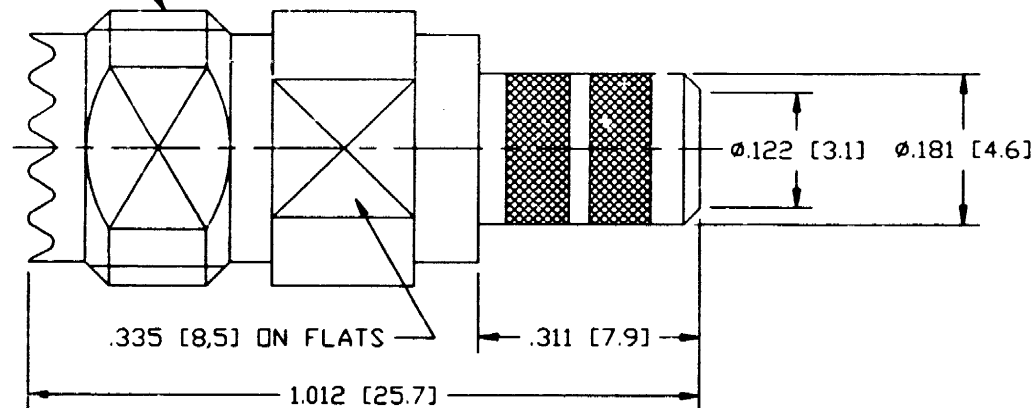
REVISIONS

DRAWING NO.	REV	DESCRIPTION	DATE	ECO	APPR
THIRD ANGLE PROJ.	A	RELEASE TO MFG.		42487	TV/DR



RECOMMENDED
CABLE STRIPPING DIM'S

375-24UNF-2A



CUSTOMER OUTLINE DRAWING

UNLESS OTHERWISE SPECIFIED, DIMENSIONS ARE IN INCHES AND TOLERANCES ARE:
 2 PLACE DECIMAL ±.015 (0.381 mm)
 3 PLACE DECIMAL ±.005 (0.127 mm)
 ANGLES ± 1'

NOTICE - These drawings, specifications, or other data (1) are, and remain the property of Amphenol Corp. (2) must be returned upon request; and (3) are confidential and not to be disclosed to any person other than those to whom they are given by Amphenol Corp. The furnishing of these drawings, specifications, or other data by Amphenol Corp., or to any other person to anyone for any purpose is not to be regarded by implication or otherwise in any manner licensing, granting rights or permitting such holder or any other person to manufacture, use or sell any product, process or design, patented or otherwise, that may in any way be related to or disclosed by said drawings, specifications, or other data.

MATERIAL

REFERENCE

EAR# 966954-0

DRAWN

T. VERHOEVEN

ENGINEER

T. AUBIN

APPROVED

D. ROYCE

DATE

5/8/98

DATE

5/22/98

TITLE

MINI-UHF CRIMP JACK
RG-58 (DIECAST)

Amphenol

Amphenol Corporation
RF/Microwave Operations
Danbury, Conn. U.S.A. 06810

SCALE: 4:1

SHEET 2 OF 2

CAD FILE

H:\DEPT611\MUHF\081\ASSY\183RFXS2

CODE ID

74868

DWG SIZE

B

DRAWING NO.

81-183-RFX

ISSUE

A