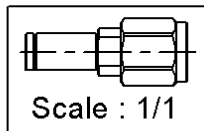
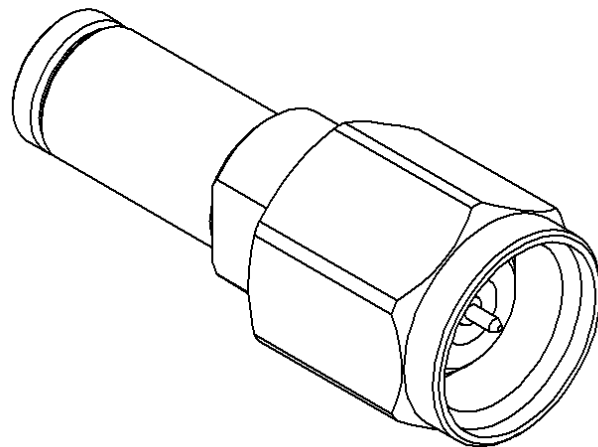
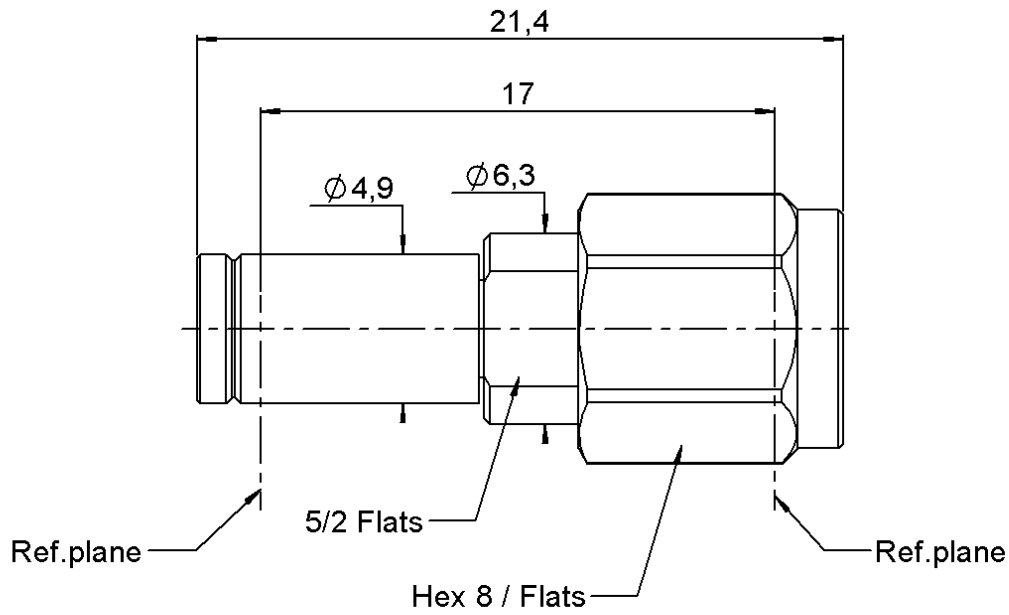


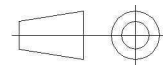
**2.4MM MALE - SMPM MALE FULL DETENT ADAPTER**

**R191.562.000**

Série : ADAPT



All dimensions are in mm.



COMPONENTS	MATERIALS	PLATING (µm)
<b>BODY</b>	<b>BERYLLIUM COPPER</b>	<b>GOLD 0.5 OVER NICKEL 2</b>
<b>CENTER CONTACT</b>	<b>BERYLLIUM COPPER</b>	<b>OR 1.3 OVER NICKEL PHOSPHORUS 2</b>
<b>OUTER CONTACT</b>	-	-
<b>INSULATOR</b>	<b>PEEK</b>	
<b>GASKET</b>	-	
<b>OTHERS PARTS</b>	<b>STAINLESS STEEL</b>	<b>PASSIVATED</b>
-	-	-
-	-	-

Issue : 1443 B

In the effort to improve our products, we reserve the rights to make changes judged to be necessary.



**2.4MM MALE - SMPM MALE FULL DETENT ADAPTER**

**R191.562.000**

Série : ADAPT

**PACKAGING**

Standard	Unit	Other
<b>1</b>		<b>Contact us</b>

**SPECIFICATION**

**ELECTRICAL CHARACTERISTICS**

Impedance		<b>50</b> Ω
Frequency		<b>0-40</b> GHz
VSWR	<b>1.05</b> +	<b>0,0100</b> x F(GHz) Maxi
Insertion loss		<b>0.12</b> √F(GHz) dB Maxi
RF leakage	- (	<b>NA</b> - F(GHz)) dB Maxi
Voltage rating		<b>335</b> Veff Maxi
Dielectric withstanding voltage		<b>500</b> Veff mini
Insulation resistance		<b>5000</b> MΩ mini

**ENVIRONMENTAL**

Operating	<b>-65/+165</b> °C
Hermetic seal	<b>NA</b> Atm.cm3/s
Panel leakage	<b>NA</b>

**MECHANICAL CHARACTERISTICS**

Center contact retention		
Axial force – Mating end		<b>6.7</b> N mini
Axial force – Opposite end		<b>6.7</b> N mini
Torque		<b>NA</b> N.cm mini
Recommended torque		
Mating	<b>2.4MM</b>	<b>95</b> N.cm
	<b>SMPM</b>	<b>0</b> N.cm
		<b>0</b> N.cm
Panel nut		<b>NA</b> N.cm
Mating life		<b>100</b> Cycles mini
Weight		<b>4,1900</b> g

**OTHER CHARACTERISTICS**

Issue : 1443 B

In the effort to improve our products, we reserve the rights to make changes judged to be necessary.

