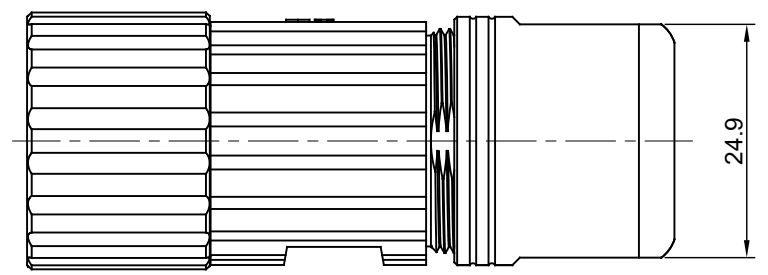
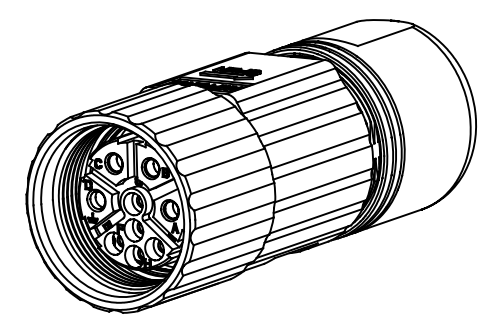
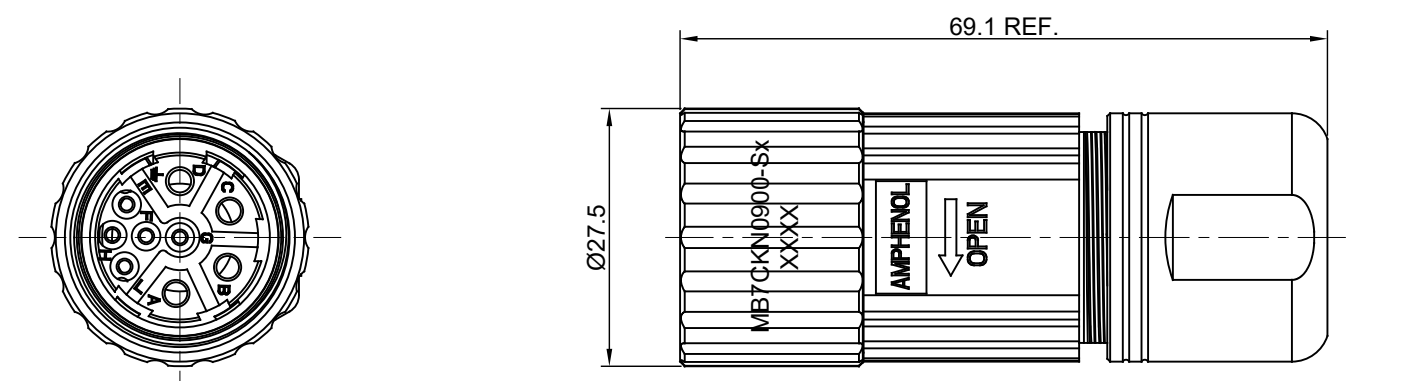


REVISIONS					
REV	ECO	DESCRIPTION	DATE	BY	APPR
A1	-	FIRST RELEASE	Oct.30,2017	White	Tommy
A2	-	ADDED ITEM 5 TO BOM	12/13/2021	RO	RO



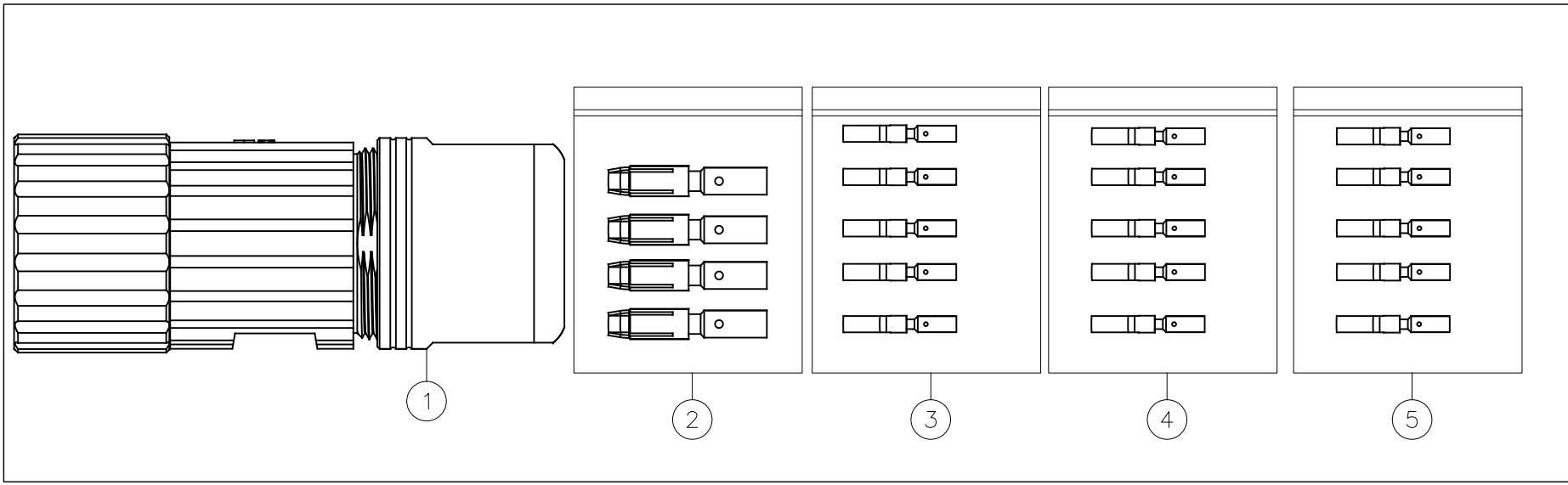
NOTES: UNLESS OTHERWISE SPECIFIED

- MATERIAL:
  - INSULATION INSERT: PA66, UL94 V0
  - SEAL: VITON, EPDM
  - HOUSING BODY: ZINC DIE CAST, NICKEL PLATED
  - COUPLING NUT: COPPER ALLOY, NICKEL PLATED
  - CONTACT: COPPER ALLOY, GOLD PLATED
- SPECIFICATIONS:
  - 2.1 CURRENT RATING: SIGNAL: 10 AMPS  
POWER: 30AMPS
  - 2.2 VOLTAGE RATING: SIGNAL: 250V AC/DC  
POWER: 630V AC/DC
  - 2.3 CONTACT RESISTANCE: SIGNAL: <5 mOHMS  
POWER: <3 mOHMS
  - 2.4 OPERATING TEMPERATURE: -20°C TO +130°C
  - 2.5 DIELECTRIC WITHSTANDING VOLTAGE: LESS THAN 2 MILLIAMPS CURRENT LEAKAGE @ SIGNAL: 2500VOLTS AC.  
POWER: 6000 VOLTS AC.
  - 2.6 DEGREE OF PROTECTION: IP67 ( MATED CONDITION )
  - 2.7 DEGREE OF POLLUTION: 3 PER UL840
  - 2.8 OVERVOLTAGE CATEGORY: III PER UL840
  - 2.9 MATING CYCLE DURABILITY: >500 CYCLES
  - 2.10 RoHS COMPLIANT

3. ALL DIMENSIONS ARE FOR REFERENCE USE ONLY.

Item	Part number	Connector P/N	Cable OD Range
1	MB7CKN0900-S1-KIT	MB7CKN0900-S1	7.5~11.0 mm
2	MB7CKN0900-S2-KIT	MB7CKN0900-S2	11.0~14.5 mm
3	MB7CKN0900-S3-KIT	MB7CKN0900-S3	14.5~17.0 mm

4	SC000523	M23B, ELITE SERIES, 2.0MM SOCKET	5
5	SC000385	Socket contact, 1.0mm, Crimp 24~28AWG	4
5	SC000259	Socket contact, 1.0mm, Crimp 18~22AWG	3
4	SC000260	Socket contact, 2.0mm, Crimp 14~18AWG	2
1	MB7CKN0900-Sx	CONNECTOR	1
QUANTITY	PART NUMBER	DESCRIPTION	ITEM



**MATERIALS LIST**

UNLESS OTHERWISE SPECIFIED  
 1) All dimensions are in metric (mm).  
 2) Tolerances are as follows:  
 1 PL DEC ±0.30  
 2 PL DEC ±0.15  
 3 PL DEC ±0.08  
 Fractions ±1/64  
 Angles ±1°  
 3) Note reference =

SIGNATURES	DATE
DRAWN: White	Oct.30,17
CHECKED: Tod	Oct.30,17
ENGINEER:	
APPROVAL: Tommy	Oct.30,17

**Amphenol**  
 Sine Systems - www.amphenol-sine.com  
 44724 Morley Drive  
 Clinton Township, MI 48036

KIT;M23B,PLUG,STRAIGHT,9(4+5)POS

SIZE	TYPE	DWG NO.	REVISION
B	C-	MB7CKN0900-Sx-KIT	A2

SCALE: NONE SHEET 1 OF 1

TITLE: KIT;M23B,PLUG,STRAIGHT,9(4+5)POS

DWG NO: MB7CKN0900-Sx-KIT

REV: A2

SH: 1

OF: 1