

THIS DRAWING IS UNPUBLISHED. RELEASED FOR PUBLICATION
 © COPYRIGHT - By - ALL RIGHTS RESERVED.

LOC	DIST	REVISIONS					
CE	00	P	LTR	DESCRIPTION	DATE	DWN	APVD
		B		ECR-11-018563	030CT2011	BB	SM

NOTE:

- CONNECTOR KEYING CONFORMS TO ANSI X3T9.5/84-48.
- LED IS 'ON' WHEN IN INSERTED STATE
- THIS PRODUCT HAS NOT COMPLETED VALIDATION TESTING.

SPECIFICATIONS:

SWITCH LEGEND	
PI = PRIMARY IN	PTx = PRIMARY TRANSMIT
SO = SECONDARY OUT	STx = SECONDARY TRANSMIT
PO = PRIMARY OUT	PRx = PRIMARY RECEIVE
SI = SECONDARY IN	SRx = SECONDARY RECEIVE

FIBER TYPE	62.5/125/250
------------	--------------

INSERTION LOSS

INSERTION LOSS DATA INCLUDES TWO CONNECTED PAIRS TESTED PER FOTP-34 METHOD A2

OPERATE MODE, POWER ON

PI LINE TO PRX STATION	1.8 DB MAX
SI LINE TO SRX STATION	1.8 DB MAX
PTX STATION TO PO LINE	1.8 DB MAX
STX STATION TO SO LINE	1.8 DB MAX

BYPASS MODE, POWER OFF

PI LINE TO PO LINE	1.8 DB MAX
SI LINE TO SO LINE	1.8 DB MAX
PTX STATION TO PRX STATION	5.0 DB MAX
STX STATION TO SRX STATION	5.0 DB MAX

OPTICAL CROSSTALK </= -45 DB, PER FOTP-42

OPERATING WAVE LENGTH 750 TO 1450nm

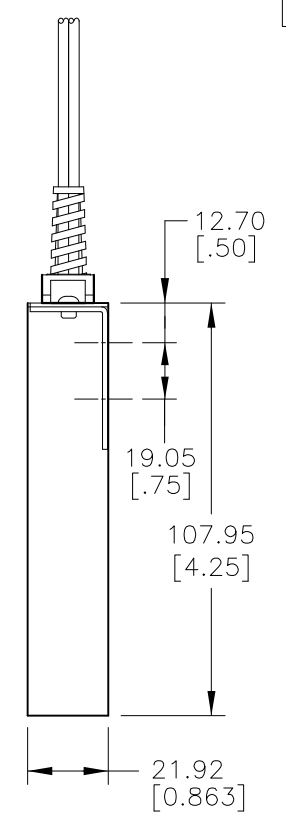
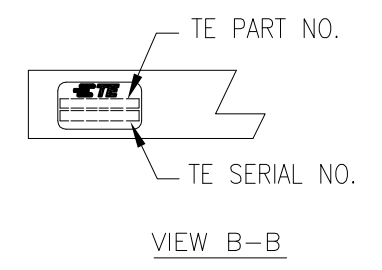
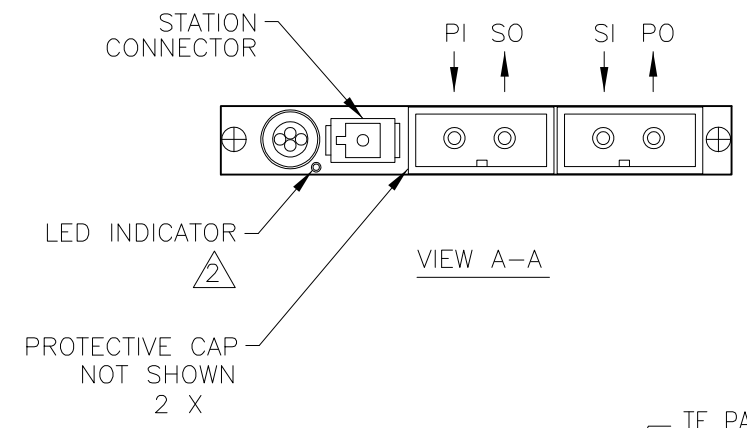
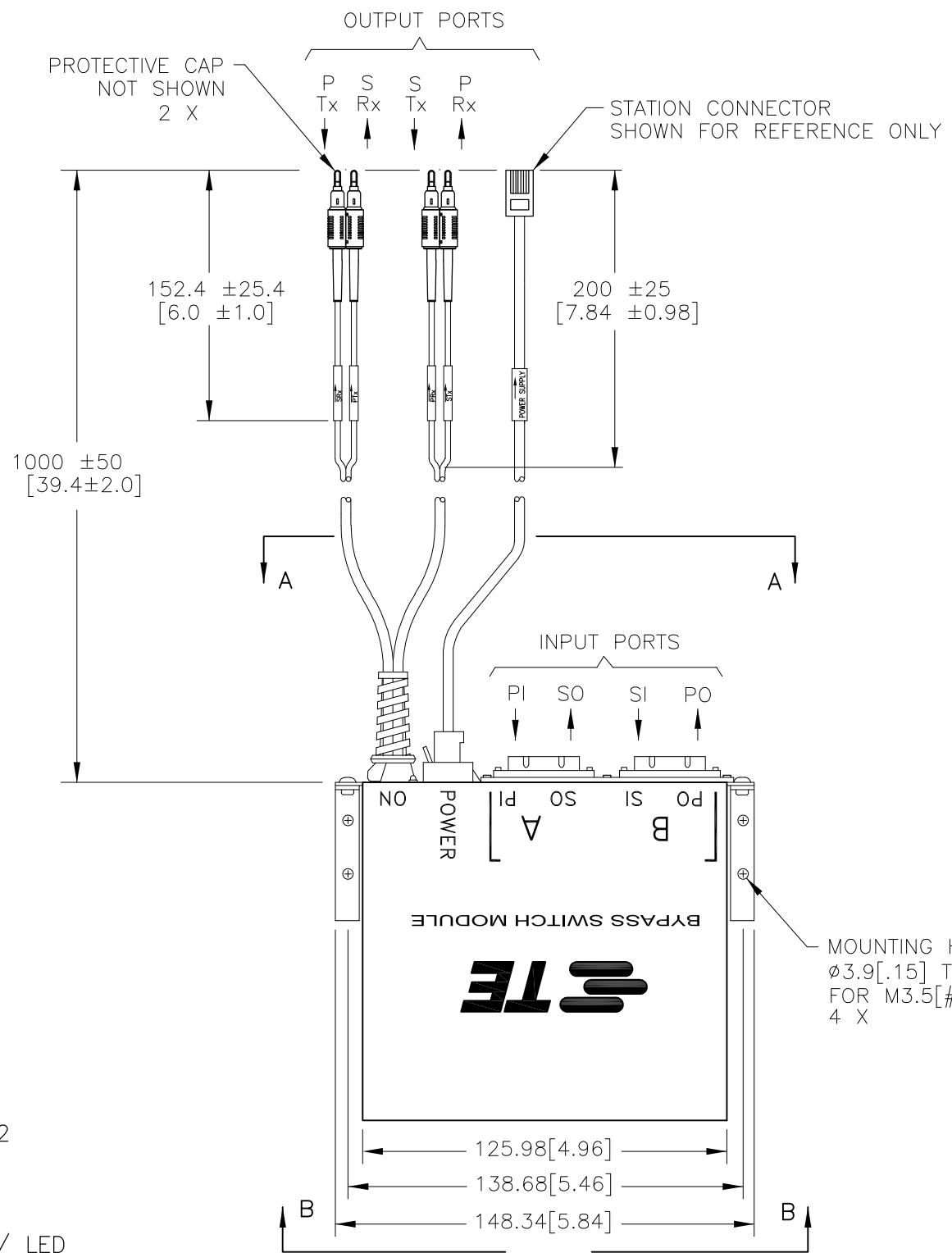
TESTED WAVELENGTH 1300nm

POWER REQUIREMENTS 4.0 TO 5.5 VDC

190 MA MAX AT 5.0 VDC W/ LED

SWITCHING SPEED 10 MILLISECONDS MAX

KIT P/N	MODULE P/N	POWER CORD P/N	STATION CONNECTOR TYPE
5209187-3	5209668-3	5209503-1	6 POS. SHIELDED MOD PLUG
5209187-4	5209668-3	5209504-1	6 POS. SHIELDED MINI DIN
5209187-6	5209668-3	5209506-1	4 POS. MOD PLUG



THIS DRAWING IS A CONTROLLED DOCUMENT.		DWN S. MONGOLD 15FEB06	STE TE Connectivity	
DIMENSIONS: mm [INCHES]		CHK R. PAUL 15FEB06		
TOLERANCES UNLESS OTHERWISE SPECIFIED:		APVD F. ABENDSCHEIN 15FEB06	NAME BYPASS SWITCH KIT D-SC/D-SC	
0 PLC ± -		PRODUCT SPEC -	SIZE A3	
1 PLC ± 0.5 [.020]		APPLICATION SPEC -	CAGE CODE 00779	DRAWING NO C-5209187
2 PLC ± 0.38 [.015]		WEIGHT -	RESTRICTED TO -	
3 PLC ± -		CUSTOMER DRAWING		
4 PLC ± -		SCALE 1:1		
ANGLES ± -		SHEET 1 OF 1		
FINISH -		REV B		