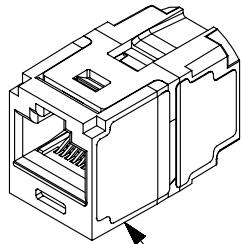


THIS COPY IS PROVIDED ON A RESTRICTED BASIS AND IS NOT TO BE USED IN ANY WAY DETRIMENTAL TO THE INTERESTS OF PANDUIT CORP.

A

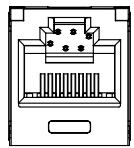
PANDUIT PART#	COLOR	DESCRIPTION	WEIGHT
CC6X88BL CC6X88IW CC6X88GR CC6X88BU CC6X88OR	BLACK INT. WHITE GREEN BLUE ORANGE	MINI-COM CATEGORY 6A COUPLER MODULE	1.36 LB/100 PCS (617g/100 PCS)



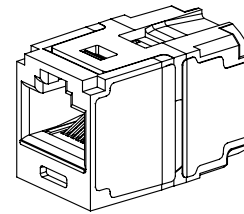
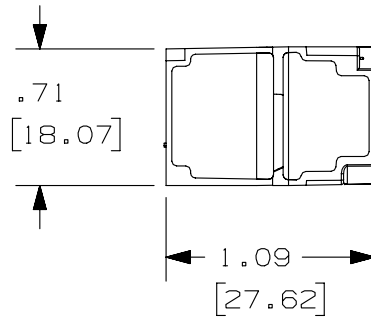
COUPLER MODULE

NOTES:

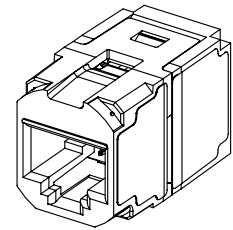
- CATEGORY 6A/CLASS E_A 8-POSITION FEMALE-TO-FEMALE COUPLER MODULE
- MATERIAL:
MODULE HOUSING - UL94-V0 ABS
MODULE CIRCUIT BOARD - GLASS REINFORCED EPOXY RESIN
MODULE CONTACT CARRIER - UL94-V0 ABS
- COUPLER MODULES ARE 8 POSITION, 8 WIRE, AND UNIVERSAL IN DESIGN.
- DIMENSIONS IN BRACKETS ARE IN METRIC.
- COMPATIBLE WITH ALL PANDUIT MINI-COM FACEPLATES AND MODULAR PATCH PANELS. NOT COMPATIBLE WITH SURFACE MOUNT BOXES.
- ACTS AS A SINGLE CONNECTOR IN CATEGORY 6A/CLASS E_A CHANNELS
- c(UL)US LISTED FILE NUMBER E129688
- ALSO AVAILABLE AS 24-PORT COUPLER PATCH PANEL, PART NUMBER CP246X88BL.



.62
[15.86]



FRONT



REAR

ACTUAL SIZE

PART NUMBER		CC6X88**	
TITLE			
MINI-COM CATEGORY 6A COUPLE MODULE			
CUSTOMER DRAWING			
ITEM REVISION NAME		11M265AB/00	
DATASET FILE NAME		11M265AB_DC05/00B	
UNLESS OTHERWISE SPECIFIED, DIMENSIONAL TOLERANCES ARE: IN (mm)		MATERIAL:	
.x ± .xx ± .03 (.8)		SEE NOTE 2	
.xxx ± .010 (.3)		DRAWING NUMBER:	
ANGLES ±		11M265AB-05	
THIRD ANGLE PROJECTION		SHT 1 OF 1	
DRAWN BY	DATE	CHK	SCALE
LZ/BJN	4-26-12	JSP	FULL
REV	DATE	BY	CHK
DESCRIPTION	ECN		

REV	DATE	BY	CHK	APR	DESCRIPTION	ECN
1	6-20-14	MDJR	REFR	EJH	A. ADDED PART NUMBERS FOR GREEN, BLUE, AND ORANGE COLORS.	11M265AB-05
R	4-26-12	LZ/BJN	JSP	JSP	RELEASED TO PRODUCTION	11M265AB-05

2

1

D10100DA/14