

6

5

4

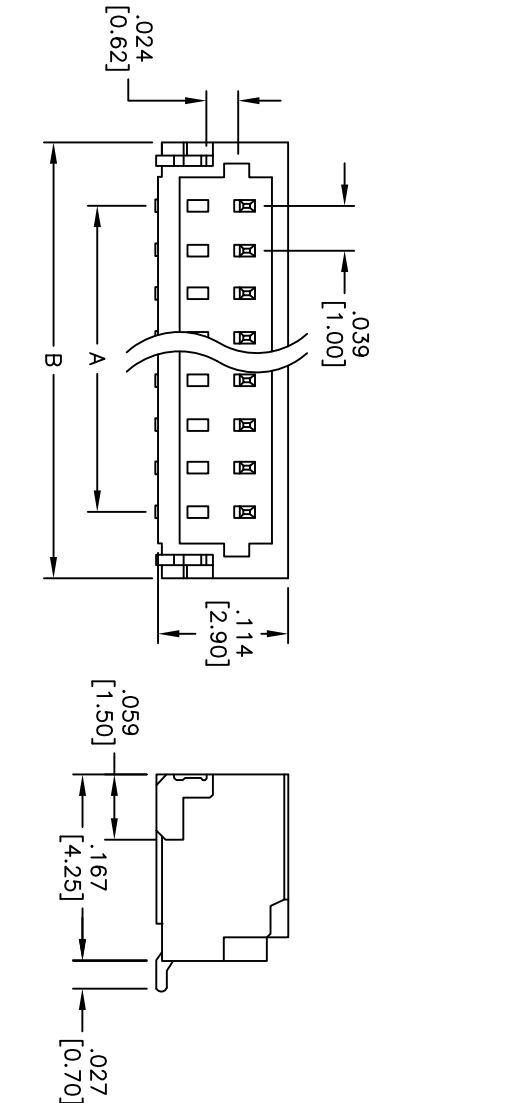
3

2

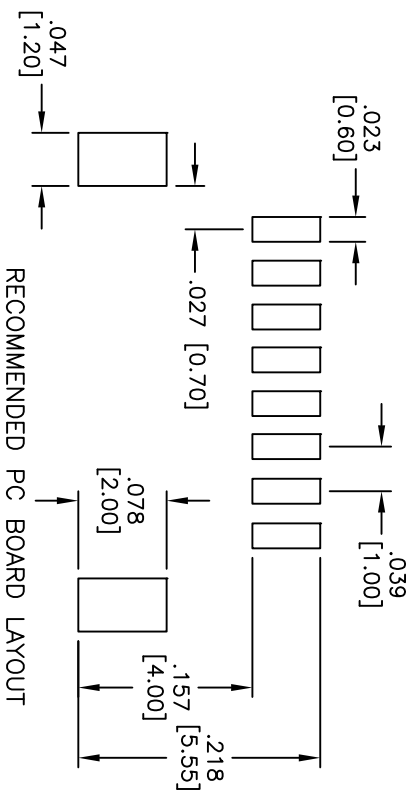
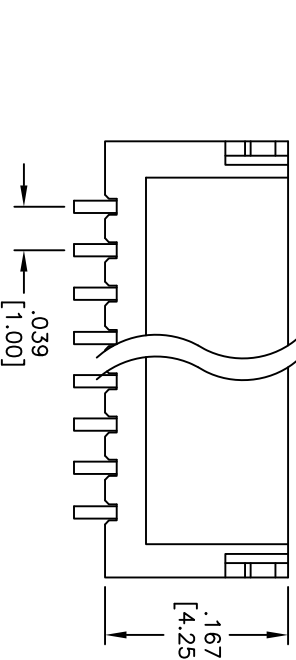
1

APPROVED: \_\_\_\_\_  
 DATE: \_\_\_\_\_ TITLE: \_\_\_\_\_

Rev	AWO #	Description	Date	Appr
-		RELEASED	01/17/07	
A		REVISED SPEC	9/8/11	



POLES	DIMENSIONS INCHES [mm]	
	A	B
2	.039 [1.00]	.157 [4.00]
3	.079 [2.00]	.197 [5.00]
4	.118 [3.00]	.236 [6.00]
5	.157 [4.00]	.276 [7.00]
6	.197 [5.00]	.315 [8.00]
7	.236 [6.00]	.354 [9.00]
8	.276 [7.00]	.394 [10.00]
9	.315 [8.00]	.433 [11.00]
10	.354 [9.00]	.472 [12.00]
11	.394 [10.00]	.512 [13.00]
12	.433 [11.00]	.551 [14.00]
13	.472 [12.00]	.591 [15.00]
14	.512 [13.00]	.630 [16.00]
15	.551 [14.00]	.669 [17.00]
20	.748 [19.00]	.866 [22.00]



**SPECIFICATIONS:**

Material: Insulator: Hi-Temp. Thermoplastic, rated UL 94V-0  
 Insulator color: Natural  
 Plating: Tin over Copper underplate overall  
 Electrical: Operating voltage: 50 VAC max  
 Current rating: 1 Amp max  
 Contact resistance: 20 mohms max.  
 Insulation withstanding voltage: 500 VAC for 1 minute  
 Temperature Rating: Operating temperature: -25°C to +85°C  
 Environmental: Lead free, RoHS compliant



**ADAM TECH**

909 Rahway Avenue, Union, NJ 07083  
 Phone: 908-687-5000 Fax: 908-687-5710

TITLE: 1.0mm WIRE TO BOARD WAFER SMT  
 SIDE ENTRY

UNLESS OTHERWISE SPECIFIED ALL DIMENSIONS ARE INCHES [MM] TOLERANCES: EXCEPT AS NOTED	
INCHES	HOLDS
.X ± .10	ØXX ± .10
.XX ± .020	ØXXX ± .015
.XXX ± .015	ØXXXX ± .010
APPROVALS	DATE
DRAWN: BW	01/17/07
CHECKED	
APPROVED	

SIZE: X	PART NO.: 1SH-A-XX-TR-SMT	REV. A
REF: S0006T	SCALE: NTS	SHEET 1 OF 1

6

5

4

3

2

1