Restricted to: General Release

USED ON

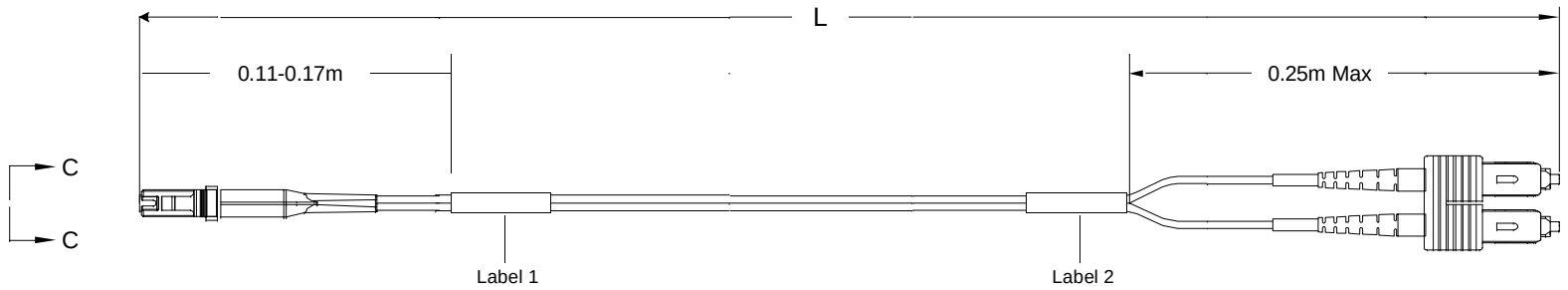

Left Side

Connector(s): MT-RJ SECURE (No Pins)
Mode: MM
Housing Color: Yellow
Geom. Spec: 115-1215

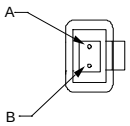

VIEW C-C
NOT TO SCALE

Fiber Path

Fiber A - ——— - B
Fiber B - ——— - A

Notes:

1 Product and Processing must meet requirements of Tyco Electronics Standard 230-702
2 Label 2 will not be present on any cable assembly less than 5 meters long.
3 Includes dust caps (not shown on print).

Right Side

Connector(s): SC-Duplex
Mode: MM
Housing Color: Beige
Geom. Spec: N/A

P	LTR	REVISION RECORD	DATE	DWN	APVD
	B	Rev Per EC# ECR-06-020123	8/21/2006	-	MK

DIMENSIONS: meters

TOLERANCES UNLESS OTHERWISE SPECIFIED:
0 PLC ± -
1 PLC ± -
2 PLC ± -
3 PLC ± -
4 PLC ± -

Customer Print

DWN Cable Assy Configurator	MATERIAL -	HEAT TREAT -	
CHK Michael Kepko	AMP Tyco Electronics, Inc. Harrisburg, PA 17105-3608		
APVD Michael Kepko			
NAME FO C/A - 2 fiber, XG - 50/125, OFNR (Riser) jacket, MT-RJ SECURE (No Pins) to SC-Duplex			
SCALE NTS	SIZE A2	DRAWING NO C- 6754411	SHEET 1 of 3	REV B

LOC CE
DIST 16

THIS DRAWING IS A CONTROLLED DOCUMENT
THIS INFORMATION IS CONFIDENTIAL AND PROPRIETARY TO TYCO ELECTRONICS CORPORATION AND ITS WORLDWIDE SUBSIDIARIES AND AFFILIATES. IT MAY NOT BE DISCLOSED TO ANYONE, OTHER THAN TYCO ELECTRONICS PERSONNEL, WITHOUT WRITTEN AUTHORIZATION FROM TYCO ELECTRONICS CORPORATION, HARRISBURG, PENNSYLVANIA

CAC Customer Layout Rev: D

Restricted to: General Release

USED ON

Part #	L (meters)	L (feet)	MT-RJ SECURE (No Pins), Yellow IL (dB)	MT-RJ SECURE (No Pins), Yellow RL (dB)	SC-Duplex, Beige IL (dB)	SC-Duplex, Beige RL (dB)
0-6754411-1	0.950 - 1.050	3.11 - 3.44	0.5	20	0.5	-
0-6754411-2	1.950 - 2.050	6.39 - 6.72	0.5	20	0.5	-
0-6754411-3	2.950 - 3.050	9.67 - 10.00	0.5	20	0.5	-
0-6754411-4	3.920 - 4.080	12.86 - 13.38	0.51	20	0.51	-
0-6754411-5	4.920 - 5.080	16.14 - 16.66	0.51	20	0.51	-
0-6754411-6	5.920 - 6.080	19.42 - 19.94	0.51	20	0.51	-
0-6754411-7	6.920 - 7.080	22.70 - 23.22	0.51	20	0.51	-
0-6754411-8	7.920 - 8.080	25.98 - 26.50	0.51	20	0.51	-
0-6754411-9	8.850 - 9.150	29.03 - 30.01	0.51	20	0.51	-
1-6754411-0	9.850 - 10.150	32.31 - 33.30	0.52	20	0.52	-
1-6754411-1	10.850 - 11.150	35.59 - 36.58	0.52	20	0.52	-
1-6754411-2	11.850 - 12.150	38.87 - 39.86	0.52	20	0.52	-
1-6754411-3	12.850 - 13.150	42.15 - 43.14	0.52	20	0.52	-
1-6754411-4	13.850 - 14.150	45.43 - 46.42	0.52	20	0.52	-
1-6754411-5	14.850 - 15.150	48.72 - 49.70	0.52	20	0.52	-
1-6754411-6	15.840 - 16.160	51.96 - 53.01	0.52	20	0.52	-
1-6754411-7	16.830 - 17.170	55.21 - 56.33	0.53	20	0.53	-
1-6754411-8	17.820 - 18.180	58.46 - 59.64	0.53	20	0.53	-
1-6754411-9	18.810 - 19.190	61.71 - 62.95	0.53	20	0.53	-
2-6754411-0	19.800 - 20.200	64.96 - 66.27	0.53	20	0.53	-
2-6754411-1	20.790 - 21.210	68.20 - 69.58	0.53	20	0.53	-
2-6754411-2	21.780 - 22.220	71.45 - 72.90	0.53	20	0.53	-
2-6754411-3	22.770 - 23.230	74.70 - 76.21	0.53	20	0.53	-
2-6754411-4	23.760 - 24.240	77.95 - 79.52	0.54	20	0.54	-
2-6754411-5	24.750 - 25.250	81.20 - 82.84	0.54	20	0.54	-
2-6754411-6	25.740 - 26.260	84.44 - 86.15	0.54	20	0.54	-
2-6754411-7	26.730 - 27.270	87.69 - 89.46	0.54	20	0.54	-
2-6754411-8	27.720 - 28.280	90.94 - 92.78	0.54	20	0.54	-
2-6754411-9	28.710 - 29.290	94.19 - 96.09	0.54	20	0.54	-
3-6754411-0	29.700 - 30.300	97.44 - 99.40	0.55	20	0.55	-
3-6754411-1	30.690 - 31.310	100.68 - 102.72	0.55	20	0.55	-
3-6754411-2	31.680 - 32.320	103.93 - 106.03	0.55	20	0.55	-
3-6754411-3	32.670 - 33.330	107.18 - 109.35	0.55	20	0.55	-
3-6754411-4	33.660 - 34.340	110.43 - 112.66	0.55	20	0.55	-
3-6754411-5	34.650 - 35.350	113.68 - 115.97	0.55	20	0.55	-
3-6754411-6	35.640 - 36.360	116.92 - 119.29	0.55	20	0.55	-
3-6754411-7	36.630 - 37.370	120.17 - 122.60	0.56	20	0.56	-
3-6754411-8	37.620 - 38.380	123.42 - 125.91	0.56	20	0.56	-
3-6754411-9	38.610 - 39.390	126.67 - 129.23	0.56	20	0.56	-
4-6754411-0	39.600 - 40.400	129.92 - 132.54	0.56	20	0.56	-
5-6754411-0	49.500 - 50.500	162.40 - 165.68	0.58	20	0.58	-

Qty	U of M	Description	Item No.
1	piece	DUST COVER, MT-RJ	1
1	piece	SPRING, MT-RJ, 3.8 DESIGN	2
1	piece	PIN KEEPER, 3.8MM	3
1	piece	MT-RJ, SPRING PUSH, UNIVERSAL	4
1	piece	CRIMP EYELET, MT-RJ	5
1	piece	MT-RJ Keyed Connector Housing - Yellow	6
2	piece	LC, SC, FC Straight Boot, Beige	7
1	piece	MT-RJ FERRULE, THERMOPLAST,MM	8
2	piece	SC Simplex Housing, Beige	9
2	piece	2.5mm ferrule cover	10
AR	meter	2 fiber, XG-50/125, 1.8mm, Twinzip, Aqua, OFNR (Riser)	11
1	piece	MT-RJ TwinZip Bend Limiting Boot, Beige	12
2	piece	SC Duplex Clip	13
2	piece	Eyelet/Shrink tube assembly - White	14
2	piece	CONN SUBASSY, MM, SC 1.6MM	15
2	piece	Trace Label	16

THIS DRAWING IS A CONTROLLED DOCUMENT.
DWG NO
THIS INFORMATION IS CONFIDENTIAL AND PROPRIETARY TO TYCO ELECTRONICS CORPORATION AND ITS WORLDWIDE SUBSIDIARIES, AND IS NOT TO BE DISCLOSED TO ANY PERSON OR COMPANY OUTSIDE TYCO ELECTRONICS WITHOUT WRITTEN AUTHORIZATION FROM TYCO ELECTRONICS CORPORATION, HARRISBURG, PENNSYLVANIA 17105.

LOC	DIST
CE	16

CAC Customer Layout Rev: D

P	LTR	REVISION RECORD	DATE	DWN	APVD
B		Rev Per EC# ECR-06-020123	8/21/2006	-	MK

DIMENSIONS: meters

TOLERANCES UNLESS OTHERWISE SPECIFIED:
0 PLC ± -
1 PLC ± -
2 PLC ± -
3 PLC ± -
4 PLC ±

Customer Print

DWN: Cable Assy Configurator
CHK: Michael Kepko
APVD: Michael Kepko
MATERIAL: -
HEAT TREAT: -

AMP Tyco Electronics, Inc. Harrisburg, PA 17105-3608

NAME: FO C/A - 2 fiber, XG - 50/125, OFNR (Riser) jacket, MT-RJ SECURE (No Pins) to SC-Duplex

SCALE	SIZE	DRAWING NO	SHEET	REV
NTS	A2	C- 6754411	2 of 3	B

8 7 6 5 4 3 2 1

D C B A

Restricted to: General Release

USED ON

Label 1 Per specification 107-1645-1

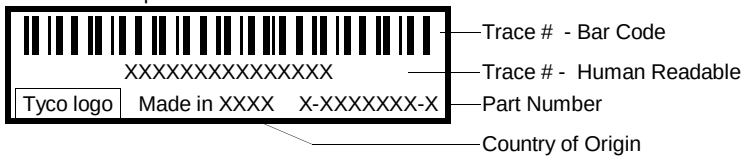

This label is used on all lengths on this drawing.

Label 2 Per specification 107-1645-1

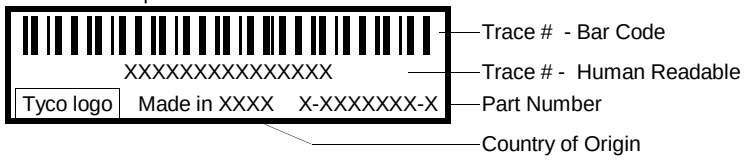

This label is used on all lengths on this drawing.

THIS DRAWING IS A CONTROLLED DOCUMENT.

DWG NO

THIS INFORMATION IS CONFIDENTIAL AND PROPRIETARY TO TYCO ELECTRONICS CORPORATION AND ITS WORLDWIDE SUBSIDIARIES AND AFFILIATES. IT MAY NOT BE DISCLOSED TO ANYONE, OTHER THAN TYCO ELECTRONICS PERSONNEL, WITHOUT WRITTEN AUTHORIZATION FROM TYCO ELECTRONICS CORPORATION, HARRISBURG, PENNSYLVANIA

LOC CE

DIST 16

P	LTR	REVISION RECORD	DATE	DWN	APVD
	B	Rev Per EC# ECR-06-020123	8/21/2006	-	MK

DIMENSIONS: meters

TOLERANCES UNLESS OTHERWISE SPECIFIED:
0 PLC ± -
1 PLC ± -
2 PLC ± -
3 PLC ± -
4 PLC ± -

Customer Print

DWN Cable Assy Configurator

CHK Michael Kepko

APVD Michael Kepko

MATERIAL -

HEAT TREAT -

AMP Tyco Electronics, Inc. Harrisburg, PA 17105-3608

NAME FO C/A - 2 fiber, XG - 50/125, OFNR (Riser) jacket, MT-RJ SECURE (No Pins) to SC-Duplex

SCALE NTS | SIZE A2 | DRAWING NO C- 6754411 | SHEET 3 of 3 | REV B

CAC Customer Layout Rev: D

8 7 6 5 4 3 2 1

D C B A